

# PARKIN MACROECONOMICS

Thirteenth Edition



## Economics in the News

- 2 Production Possibilities in the Rust Belt p. 50
- 3 Demand and Supply: The Market for Orange Juice p. 76
- 4 Has Real GDP Growth Really Slowed Down? p. 100
- 5 Job Growth at Full Employment p. 126
- 6 North American Economic Growth p. 156
- 7 Interest Rates Low but Fall p. 178
- 8 Money and the Interest Rate p. 206
- 9 America's Trade Balance p. 236
- 10 Aggregate Supply and Aggregate Demand in Action p. 262
- 11 Expenditure Changes in the 2017 Expansion p. 288
- 12 The Stagnating Eurozone p. 316
- 13 Cutting the Corporate Tax Rate p. 344
- 14 The Fed Removed Stimulus p. 370
- 15 The Cost of a Tariff p. 392

# Prepare, Apply, Assess and Develop Employability Skills with MyLab Economics

83% 

of students said it helped them earn higher grades on homework, exams, or the course

**MyLab™ Economics** is an online homework, tutorial, and assessment program constructed to work with this text to engage students and improve results. It was designed to help students develop and assess the skills and applicable knowledge that they will need to succeed in their courses and their future careers.

## See what students had to say about MyLab Economics:

*"Usually when I do homework myself and don't get it I am stuck, but [MyLab Economics] provided the tools necessary to help me learn how to work my way through the trickiest problems."*

— Zainul Lughmani,  
Binghamton University

\*Source: 2016 Student Survey, n 10,263

## Digital Interactives

Economic principles are not static ideas, and learning them shouldn't be either! Digital Interactives are dynamic and engaging assessment activities that promote **critical thinking** and **application** of key economic principles.

**Question 2.1: Calculate Nominal GDP for 2014 (Closed Economy)** ⓘ

Suppose there are only three goods in this closed economy that does not trade with other countries: energy drinks (Consumption), computers (Investment), and public highways (Government). Over a two-year period, the amount spent on these items have changed. Based on information in the table below, determine nominal and real GDP for this simple economy.

C                      I                      G                      2014 Nominal GDP

+  +  = \$

**Economy Final Goods and Services**

Category	2014	2015
Consumption	\$2.50	\$3.50
Investment	\$1.50	\$2.00
Government	\$2.00	\$2.50

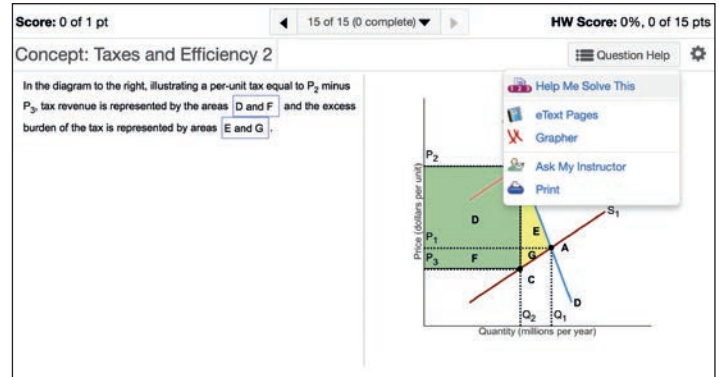
**Nominal GDP 2014: -**

**Nominal GDP 2015: -**

**Check Answer**

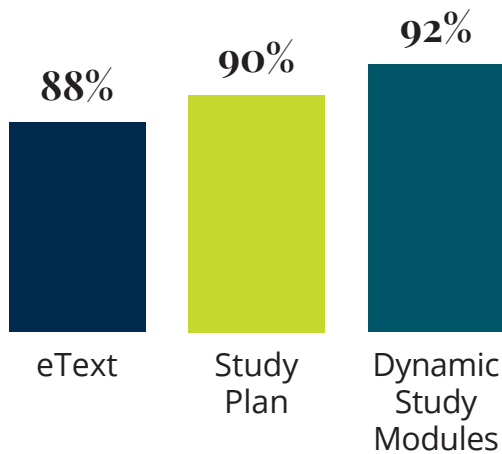
## Question Help

MyLab Economics homework and practice questions are correlated to the textbook, and many generate algorithmically to give students unlimited opportunity for mastery of concepts. If students get stuck, Learning Aids including Help Me Solve This and eText Pages walk them through the problem and identify helpful information in the text, giving them assistance when they need it most.



*"[MyLab Economics] provides ample practice and explanation of the concepts at hand."*

— Heather Burkett, University of Nebraska at Omaha



## % of students who found learning tool helpful

**Dynamic Study Modules** help students study chapter topics effectively on their own by continuously assessing their **knowledge application** and performance in real time. These are available as prebuilt Prepare assignments, and are accessible on smartphones, tablets, and computers.

**Pearson eText** enhances student learning—both in and outside the classroom. Worked examples, videos, and interactive tutorials bring learning to life, while algorithmic practice and self-assessment opportunities test students' understanding of the material. Accessible anytime, anywhere via MyLab or the app.

The **MyLab Gradebook** offers an easy way for students and instructors to view course performance. Item Analysis allows instructors to quickly see trends by analyzing details like the number of students who answered correctly/incorrectly, time on task, and median time spend on a question by question basis. And because it's correlated with the AACSB Standards, instructors can track students' progress toward outcomes that the organization has deemed important in preparing students to be **leaders**.



**87%** of students would tell their instructor to keep using MyLab Economics

For additional details visit: [www.pearson.com/mylab/economics](http://www.pearson.com/mylab/economics)


*This page is intentionally left blank*

# MACROECONOMICS

*This page is intentionally left blank*

# MACROECONOMICS

THIRTEENTH EDITION



## MICHAEL PARKIN

University of Western Ontario



New York, NY



**Vice President, Business, Economics, and UK Courseware:**

Donna Battista

**Director of Portfolio Management:** Adrienne D'Ambrosio

**Portfolio Manager:** Ashley Bryan

**Editorial Assistant:** Nicole Nedwidek

**Vice President, Product Marketing:** Roxanne McCarley

**Senior Product Marketer:** Tricia Murphy

**Product Marketing Assistant:** Marianela Silvestri

**Manager of Field Marketing, Business Publishing:**

Adam Goldstein

**Senior Field Marketing Manager:** Carlie Marvel

**Vice President, Production and Digital Studio, Arts and**

**Business:** Etain O'Dea

**Director of Production, Business:** Jeff Holcomb

**Managing Producer, Business:** Alison Kalil

**Content Producer:** Nancy Freihofer

**Operations Specialist:** Carol Melville

**Design Lead:** Kathryn Foot

**Manager, Learning Tools:** Brian Surette

**Content Developer, Learning Tools:** Sarah Peterson

**Managing Producer, Digital Studio and GLP, Media**

**Production and Development:** Ashley Santora

**Managing Producer, Digital Studio:** Diane Lombardo

**Digital Studio Producer:** Melissa Honig

**Digital Studio Producer:** Alana Coles

**Digital Content Team Lead:** Noel Lotz

**Digital Content Project Lead:** Noel Lotz

**Project Management:** Integra Software Services

**Technical Illustrator:** Richard Parkin

**Interior Design:** Emily Friel, Integra Software Services

**Cover Design:** Emily Friel, Integra Software Services

**Cover Art:** Leonori; Kukuruxa/Shutterstock

**Printer/Binder:** LSC Communications, Inc./Kendallville

**Cover Printer:** Phoenix Color/Hagerstown

Copyright © 2018, 2016, 2014 by Pearson Education, Inc. or its affiliates. All Rights Reserved. Manufactured in the United States of America. This publication is protected by copyright, and permission should be obtained from the publisher prior to any prohibited reproduction, storage in a retrieval system, or transmission in any form or by any means, electronic, mechanical, photocopying, recording, or otherwise. For information regarding permissions, request forms, and the appropriate contacts within the Pearson Education Global Rights and Permissions department, please visit [www.pearsoned.com/permissions/](http://www.pearsoned.com/permissions/).

Acknowledgments of third-party content appear on the appropriate page within the text and on page C1, which constitutes an extension of this copyright page.

PEARSON, ALWAYS LEARNING, and MYLAB are exclusive trademarks owned by Pearson Education, Inc. or its affiliates in the U.S. and/or other countries.

Unless otherwise indicated herein, any third-party trademarks, logos, or icons that may appear in this work are the property of their respective owners, and any references to third-party trademarks, logos, icons, or other trade dress are for demonstrative or descriptive purposes only. Such references are not intended to imply any sponsorship, endorsement, authorization, or promotion of Pearson's products by the owners of such marks, or any relationship between the owner and Pearson Education, Inc., or its affiliates, authors, licensees, or distributors.

**Library of Congress Cataloging-in-Publication Data**

Cataloging-in-Publication Data is available on file at the Library of Congress.



ISBN 10: 0-13-474445-4

ISBN 13: 978-0-13-474445-2

TO ROBIN

*This page is intentionally left blank*

**Michael Parkin** is Professor Emeritus in the Department of Economics at the University of Western Ontario, Canada. Professor Parkin has held faculty appointments at Brown University, the University of Manchester, the University of Essex, and Bond University. He is a past president of the Canadian Economics Association and has served on the editorial boards of the *American Economic Review* and the *Journal of Monetary Economics* and as managing editor of the *Canadian Journal of Economics*. Professor Parkin's research on macroeconomics, monetary economics, and international economics has resulted in over 160 publications in journals and edited volumes, including the *American Economic Review*, the *Journal of Political Economy*, the *Review of Economic Studies*, the *Journal of Monetary Economics*, and the *Journal of Money, Credit and Banking*. He became most visible to the public with his work on inflation that discredited the use of wage and price controls. Michael Parkin also spearheaded the movement toward European monetary union. Professor Parkin is an experienced and dedicated teacher of introductory economics.



*This page is intentionally left blank*

## PART ONE

### INTRODUCTION 1

- CHAPTER 1 What is Economics? 1
- CHAPTER 2 The Economic Problem 33
- CHAPTER 3 Demand and Supply 57

## PART TWO

### MONITORING MACROECONOMIC PERFORMANCE 87

- CHAPTER 4 Monitoring the Value of Production: GDP 87
- CHAPTER 5 Monitoring Jobs and Inflation 111

## PART THREE

### MACROECONOMIC TRENDS 135

- CHAPTER 6 Economic Growth 135
- CHAPTER 7 Finance, Saving, and Investment 163

- CHAPTER 8 Money, the Price Level, and Inflation 185

- CHAPTER 9 The Exchange Rate and the Balance of Payments 215

## PART FOUR

### MACROECONOMIC FLUCTUATIONS 245

- CHAPTER 10 Aggregate Supply and Aggregate Demand 245

- CHAPTER 11 Expenditure Multipliers 269

- CHAPTER 12 The Business Cycle, Inflation, and Deflation 299

## PART FIVE

### MACROECONOMIC POLICY 325

- CHAPTER 13 Fiscal Policy 325

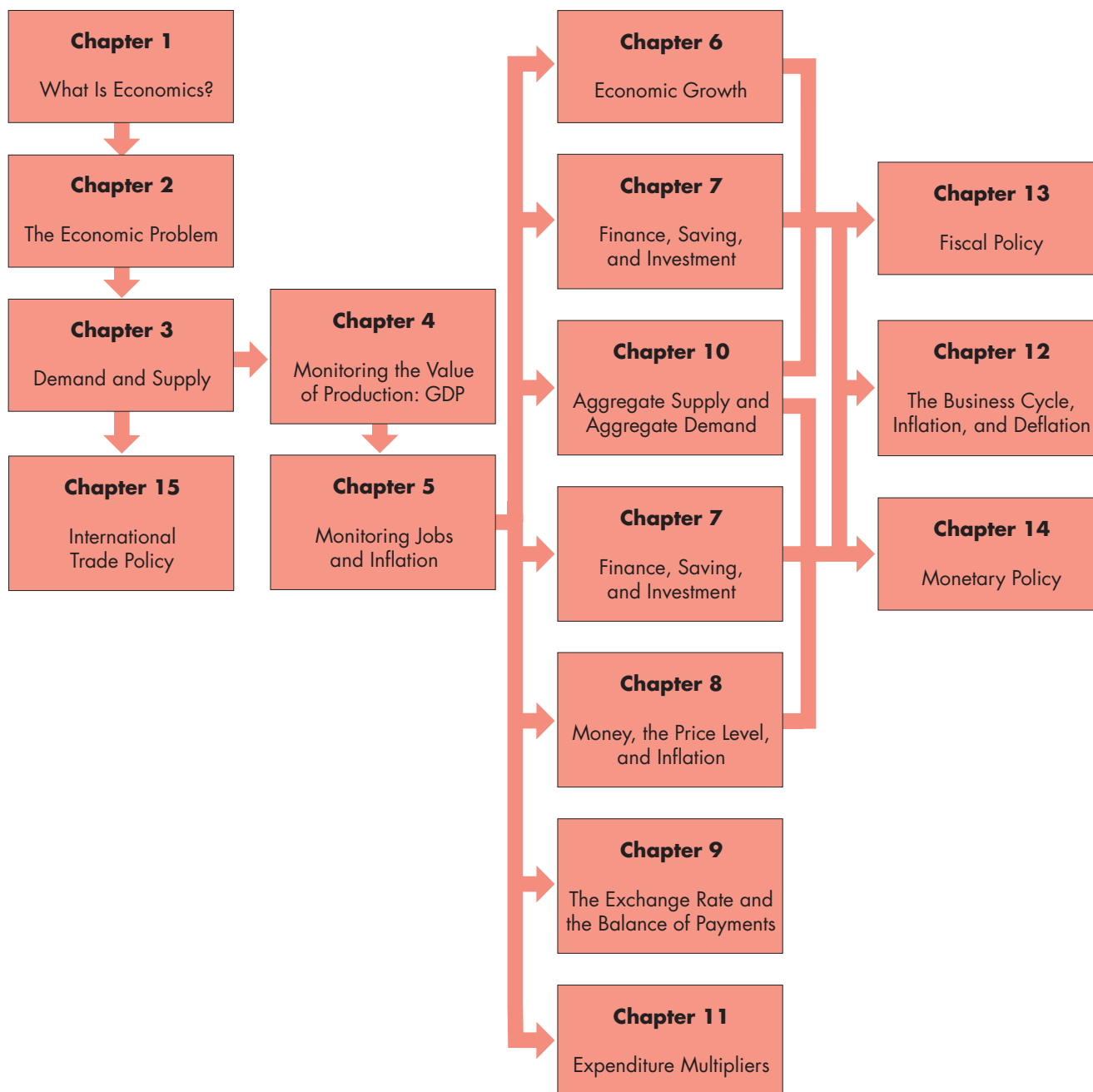
- CHAPTER 14 Monetary Policy 351

- CHAPTER 15 International Trade Policy 377

*This page is intentionally left blank*

# ALTERNATIVE PATHWAYS THROUGH THE CHAPTERS

## Flexibility



Start here ...

... then jump to any of these ...

... and jump to any of these after doing the prerequisites indicated



# DETAILED CONTENTS

## PART ONE INTRODUCTION 1

### CHAPTER 1 ♦ WHAT IS ECONOMICS? 1

Definition of Economics	2
Two Big Economic Questions	3
What, How, and For Whom?	3
Do Choices Made in the Pursuit of Self-Interest also Promote the Social Interest?	5
The Economic Way of Thinking	9
A Choice Is a Tradeoff	9
Making a Rational Choice	9
Benefit: What You Gain	9
Cost: What You <i>Must</i> Give Up	9
How Much? Choosing at the Margin	10
Choices Respond to Incentives	10
Economics as Social Science and Policy Tool	11
Economist as Social Scientist	11
Economist as Policy Adviser	11
Economists in the Economy	12
Jobs for an Economics Major	12
Will Jobs for Economics Majors Grow?	12
Earnings of Economics Majors	13
Skills Needed for Economics Jobs	13

*Worked Problem, Summary (Key Points and Key Terms),  
Study Plan Problems and Applications, and Additional  
Problems and Applications appear at the end of each chapter.*

## APPENDIX Graphs in Economics 17

Graphing Data	17
Graphing Economic Data	18
Scatter Diagrams	18
Graphs Used in Economic Models	20
Variables That Move in the Same Direction	20
Variables That Move in Opposite Directions	21
Variables That Have a Maximum or a Minimum	22
Variables That Are Unrelated	23
The Slope of a Relationship	24
The Slope of a Straight Line	24
The Slope of a Curved Line	25
Graphing Relationships Among More Than Two Variables	26
<i>Ceteris Paribus</i>	26
When Other Things Change	27

## MATHEMATICAL NOTE

### Equations of Straight Lines 28

■ AT ISSUE, 8

■ ECONOMICS IN THE NEWS, 6, 14

**CHAPTER 2 ♦ THE ECONOMIC PROBLEM 33**

- Production Possibilities and Opportunity Cost 34
  - Production Possibilities Frontier 34
  - Production Efficiency 35
  - Tradeoff Along the *PPF* 35
  - Opportunity Cost 35
- Using Resources Efficiently 37
  - The *PPF* and Marginal Cost 37
  - Preferences and Marginal Benefit 38
  - Allocative Efficiency 39
- Gains from Trade 40
  - Comparative Advantage and Absolute Advantage 40
  - Achieving the Gains from Trade 42
  - The Liz–Joe Economy and its *PPF* 44
- Economic Growth 45
  - The Cost of Economic Growth 45
  - A Nation’s Economic Growth 46
  - Changes in What We Produce 46
- Economic Coordination 48
  - Firms 48
  - Markets 48
  - Property Rights 48
  - Money 48
  - Circular Flows Through Markets 48
  - Coordinating Decisions 49
- ECONOMICS IN ACTION, 46
- ECONOMICS IN THE NEWS, 36, 50

**CHAPTER 3 ♦ DEMAND AND SUPPLY 57**

- Markets and Prices 58
- Demand 59
  - The Law of Demand 59
  - Demand Curve and Demand Schedule 59
  - A Change in Demand 60
  - A Change in the Quantity Demanded Versus a Change in Demand 62
- Supply 64
  - The Law of Supply 64
  - Supply Curve and Supply Schedule 64
  - A Change in Supply 65
  - A Change in the Quantity Supplied Versus a Change in Supply 66
- Market Equilibrium 68
  - Price as a Regulator 68
  - Price Adjustments 69
- Predicting Changes in Price and Quantity 70
  - An Increase in Demand 70
  - A Decrease in Demand 70
  - An Increase in Supply 72
  - A Decrease in Supply 72
  - Changes in Both Demand and Supply 74

**MATHEMATICAL NOTE**

**Demand, Supply, and Equilibrium 78**

■ ECONOMICS IN THE NEWS, 71, 73, 76

**PART ONE WRAP-UP ♦**

**Understanding the Scope of Economics**

Your Economic Revolution 85

**Talking with**

Esther Duflo 86

**PART TWO**  
**MONITORING MACROECONOMIC**  
**PERFORMANCE 87**

**CHAPTER 4 ♦ MONITORING THE VALUE OF PRODUCTION: GDP 87**

- Gross Domestic Product 88
  - GDP Defined 88
  - GDP and the Circular Flow of Expenditure and Income 88
  - Why “Domestic” and Why “Gross”? 90
- Measuring U.S. GDP 91
  - The Expenditure Approach 91
  - The Income Approach 92
  - Nominal GDP and Real GDP 93
  - Calculating Real GDP 93
- The Uses and Limitations of Real GDP 94
  - The Standard of Living Over Time 94
  - The Standard of Living Across Countries 96
  - Limitations of Real GDP 97

**APPENDIX Graphs in Macroeconomics 102**

- The Time-Series Graph 102
  - Making a Time-Series Graph 102
  - Reading a Time-Series Graph 102
  - Ratio Scale Reveals Trend 103
  - A Time-Series With a Trend 103
  - Using a Ratio Scale 103

**MATHEMATICAL NOTE**

**Chained-Dollar Real GDP 104**

- ECONOMICS IN ACTION, 99
- AT ISSUE, 98
- ECONOMICS IN THE NEWS, 100

**CHAPTER 5 ♦ MONITORING JOBS AND INFLATION 111**

- Employment and Unemployment 112
  - Why Unemployment Is a Problem 112
  - Current Population Survey 113
  - Three Labor Market Indicators 113
  - Other Definitions of Unemployment 115
  - Most Costly Unemployment 116
  - Alternative Measures of Unemployment 116
- Unemployment and Full Employment 117
  - Frictional Unemployment 117
  - Structural Unemployment 117
  - Cyclical Unemployment 117
  - “Natural” Unemployment 117
  - Real GDP and Unemployment Over the Cycle 118
- The Price Level, Inflation, and Deflation 120
  - Why Inflation and Deflation Are Problems 120
  - The Consumer Price Index 121
  - Reading the CPI Numbers 121
  - Constructing the CPI 121
  - Measuring the Inflation Rate 122
  - Distinguishing High Inflation from a High Price Level 123
  - The Biased CPI 123
  - Consequences and Magnitude of Bias 124
  - Alternative Price Indexes 124
  - Core and Sticky-Price Inflation 124
  - The Real Variables in Macroeconomics 125

■ ECONOMICS IN ACTION, 112, 118

■ ECONOMICS IN THE NEWS, 126

**PART TWO WRAP-UP ♦**

**Monitoring Macroeconomic Performance**

The Big Picture 133

**Talking with**

Richard Clarida 134

**PART THREE**  
**MACROECONOMIC TRENDS 135**

**CHAPTER 6 ♦ ECONOMIC GROWTH 135**

- The Basics of Economic Growth 136
  - Calculating Growth Rates 136
  - Economic Growth Versus Business Cycle Expansion 136
  - The Magic of Sustained Growth 137
  - Applying the Rule of 70 138
- Long-Term Growth Trends 139
  - Long-Term Growth in the U.S. Economy 139
  - Real GDP Growth in the World Economy 140
- How Potential GDP Grows 142
  - What Determines Potential GDP? 142
  - What Makes Potential GDP Grow? 144
- Why Labor Productivity Grows 147
  - Preconditions for Labor Productivity Growth 147
  - Physical Capital Growth 147
  - Human Capital Growth 148
  - Technological Advances 148
- Is Economic Growth Sustainable? Theories, Evidence, and Policies 151
  - Classical Growth Theory 151
  - Neoclassical Growth Theory 151
  - New Growth Theory 152
  - New Growth Theory Versus Malthusian Theory 154
  - Sorting Out the Theories 154
  - The Empirical Evidence on the Causes of Economic Growth 154
  - Policies for Achieving Faster Growth 154
- ECONOMICS IN ACTION, 141, 148, 149
- ECONOMICS IN THE NEWS, 150, 156

**CHAPTER 7 ♦ FINANCE, SAVING, AND INVESTMENT 163**

- Financial Markets and Financial Institutions 164
  - Finance and Money 164
  - Capital and Financial Capital 164
  - Capital and Investment 164
  - Wealth and Saving 164
  - Financial Capital Markets 165
  - Financial Institutions 166
  - Funds that Finance Investment 167
- Financial Decisions and Risks 169
  - The Time Value of Money 169
  - Net Present Value 169
  - The Decision Rule 169
  - Financial Risk: Insolvency and Illiquidity 169
  - Market Risk: Interest Rates and Asset Prices 170
  - Getting Real 170
- The Loanable Funds Market 171
  - The Demand for Loanable Funds 171
  - The Supply of Loanable Funds 171
  - Equilibrium in the Loanable Funds Market 172
  - Changes in Demand and Supply 173
- Government in the Loanable Funds Market 176
  - A Government Budget Surplus 176
  - A Government Budget Deficit 176
- ECONOMICS IN ACTION, 168, 173, 174
- ECONOMICS IN THE NEWS, 178

**CHAPTER 8 ◆ MONEY, THE PRICE LEVEL, AND INFLATION 185**

What Is Money? 186  
 Medium of Exchange 186  
 Unit of Account 186  
 Store of Value 187  
 Money in the United States Today 187

Depository Institutions 189  
 Types of Depository Institutions 189  
 What Depository Institutions Do 189  
 Economic Benefits Provided by Depository Institutions 190  
 How Depository Institutions Are Regulated 190  
 Financial Innovation 192

The Federal Reserve System 193  
 The Structure of the Fed 193  
 The Fed’s Balance Sheet 194  
 The Fed’s Policy Tools 194

How Banks Create Money 196  
 Creating Deposits by Making Loans 196  
 The Money Creation Process 197  
 The Money Multiplier 198

The Money Market 200  
 The Influences on Money Holding 200  
 The Demand for Money 201  
 Shifts in the Demand for Money Curve 201  
 Money Market Equilibrium 202

The Quantity Theory of Money 204

**MATHEMATICAL NOTE**

**The Money Multiplier 208**

- ECONOMICS IN ACTION, 187, 192, 195, 198, 204
- AT ISSUE, 191
- ECONOMICS IN THE NEWS, 199, 206

**CHAPTER 9 ◆ THE EXCHANGE RATE AND THE BALANCE OF PAYMENTS 215**

The Foreign Exchange Market 216  
 Trading Currencies 216  
 Exchange Rates 216  
 Questions About the U.S. Dollar Exchange Rate 216  
 An Exchange Rate Is a Price 216  
 The Demand for One Money Is the Supply of Another Money 217  
 Demand in the Foreign Exchange Market 217  
 Demand Curve for U.S. Dollars 218  
 Supply in the Foreign Exchange Market 219  
 Supply Curve for U.S. Dollars 219  
 Market Equilibrium 220  
 Changes in the Demand for U.S. Dollars 220  
 Changes in the Supply of U.S. Dollars 221  
 Changes in the Exchange Rate 222

Arbitrage, Speculation, and Market Fundamentals 224  
 Arbitrage 224  
 Speculation 225  
 Market Fundamentals 226

Exchange Rate Policy 227  
 Flexible Exchange Rate 227  
 Fixed Exchange Rate 227  
 Crawling Peg 228

Financing International Trade 230  
 Balance of Payments Accounts 230  
 Borrowers and Lenders 232  
 The Global Loanable Funds Market 232  
 Debtors and Creditors 233  
 Is U.S. Borrowing for Consumption? 233  
 Current Account Balance 234  
 Net Exports 234  
 Where Is the Exchange Rate? 235

- ECONOMICS IN ACTION, 217, 223, 225, 228, 231, 235
- ECONOMICS IN THE NEWS, 236

**PART THREE WRAP-UP ◆**

**Understanding Macroeconomic Trends**  
 Expanding the Frontier 243

**Talking with**  
 Xavier Sala-i-Martin 244

**PART FOUR**  
**MACROECONOMIC FLUCTUATIONS 245**

**CHAPTER 10 ♦ AGGREGATE SUPPLY AND AGGREGATE DEMAND 245**

- Aggregate Supply 246
  - Quantity Supplied and Supply 246
  - Long-Run Aggregate Supply 246
  - Short-Run Aggregate Supply 247
  - Changes in Aggregate Supply 248
- Aggregate Demand 250
  - The Aggregate Demand Curve 250
  - Changes in Aggregate Demand 251
- Explaining Macroeconomic Trends and Fluctuations 254
  - Short-Run Macroeconomic Equilibrium 254
  - Long-Run Macroeconomic Equilibrium 254
  - Economic Growth and Inflation in the *AS-AD* Model 255
  - The Business Cycle in the *AS-AD* Model 256
  - Fluctuations in Aggregate Demand 258
  - Fluctuations in Aggregate Supply 259
- Macroeconomic Schools of Thought 260
  - The Classical View 260
  - The Keynesian View 260
  - The Monetarist View 261
  - The Way Ahead 261
- ECONOMICS IN ACTION, 252, 255, 256
- ECONOMICS IN THE NEWS, 262

**CHAPTER 11 ♦ EXPENDITURE MULTIPLIERS 269**

- Fixed Prices and Expenditure Plans 270
  - Expenditure Plans 270
  - Consumption and Saving Plans 270
  - Marginal Propensities to Consume and Save 272
  - Slopes and Marginal Propensities 272
  - Consumption as a Function of Real GDP 273
  - Import Function 273
- Real GDP with a Fixed Price Level 274
  - Aggregate Planned Expenditure 274
  - Actual Expenditure, Planned Expenditure, and Real GDP 275
  - Equilibrium Expenditure 276
  - Convergence to Equilibrium 277
- The Multiplier 278
  - The Basic Idea of the Multiplier 278
  - The Multiplier Effect 278
  - Why Is the Multiplier Greater Than 1? 279
  - The Size of the Multiplier 279
  - The Multiplier and the Slope of the *AE* Curve 280
  - Imports and Income Taxes 281
  - The Multiplier Process 281
  - Business Cycle Turning Points 282
- The Multiplier and the Price Level 283
  - Adjusting Quantities and Prices 283
  - Aggregate Expenditure and Aggregate Demand 283
  - Deriving the Aggregate Demand Curve 283
  - Changes in Aggregate Expenditure and Aggregate Demand 284
  - Equilibrium Real GDP and the Price Level 285

**MATHEMATICAL NOTE**

**The Algebra of the Keynesian Model 290**

- ECONOMICS IN ACTION, 273, 282
- ECONOMICS IN THE NEWS, 288

**CHAPTER 12** ◆ **THE BUSINESS CYCLE, INFLATION, AND DEFLATION** 299

- The Business Cycle 300
  - Mainstream Business Cycle Theory 300
  - Real Business Cycle Theory 301
- Inflation Cycles 305
  - Demand-Pull Inflation 305
  - Cost-Push Inflation 307
  - Expected Inflation 309
  - Forecasting Inflation 310
  - Inflation and the Business Cycle 310
- Deflation 311
  - What Causes Deflation? 311
  - What Are the Consequences of Deflation? 313
  - How Can Deflation be Ended? 313
- The Phillips Curve 314
  - The Short-Run Phillips Curve 314
  - The Long-Run Phillips Curve 314

■ ECONOMICS IN ACTION, 302, 312, 315

■ ECONOMICS IN THE NEWS, 316

**PART FOUR WRAP-UP** ◆

**Understanding Macroeconomic Fluctuations**

Boom and Bust 323

**Talking with**

Ricardo J. Caballero 324

**PART FIVE**  
**MACROECONOMIC POLICY** 325

**CHAPTER 13** ◆ **FISCAL POLICY** 325

- The Federal Budget 326
    - The Institutions and Laws 326
    - Highlights of the 2018 Budget 327
    - The Budget in Historical Perspective 328
    - Budget Balance and Debt 330
    - State and Local Budgets 331
  - Supply-Side Effects of Fiscal Policy 332
    - Full Employment and Potential GDP 332
    - The Effects of the Income Tax 332
    - Taxes on Expenditure and the Tax Wedge 333
    - Taxes and the Incentive to Save and Invest 334
    - Tax Revenues and the Laffer Curve 335
    - The Supply-Side Debate 335
  - Generational Effects of Fiscal Policy 336
    - Generational Accounting and Present Value 336
    - The Social Security Time Bomb 336
    - Generational Imbalance 337
    - International Debt 337
  - Fiscal Stimulus 338
    - Automatic Fiscal Policy and Cyclical and Structural Budget Balances 338
    - Discretionary Fiscal Stimulus 341
- ECONOMICS IN ACTION, 331, 333, 340, 342
- ECONOMICS IN THE NEWS, 344

**CHAPTER 14 ♦ MONETARY POLICY 351**

Monetary Policy Objectives and Framework 352  
 Monetary Policy Objectives 352  
 Operational “Stable Prices” Goal 353  
 Operational “Maximum Employment” Goal 353  
 Responsibility for Monetary Policy 354

The Conduct of Monetary Policy 354  
 The Monetary Policy Instrument 354  
 The Federal Funds Rate Decision 354  
 Implementing the Policy Decision 355

Monetary Policy Transmission 357  
 Quick Overview 357  
 Interest Rate Changes 357  
 Exchange Rate Fluctuations 358  
 Money and Bank Loans 359  
 The Long-Term Real Interest Rate 359  
 Expenditure Plans 359  
 The Change in Aggregate Demand, Real GDP,  
 and the Price Level 360  
 The Fed Fights Recession 360  
 The Fed Fights Inflation 362  
 Loose Links and Long and Variable Lags 363  
 Policy Strategies and Clarity 365

Financial Crisis: Cure and Prevention 368  
 The Anatomy of the Financial Crisis 368  
 The Fed’s Policy Actions in Crisis 368  
 Congress’s Policy Actions in Crisis 368  
 Macroprudential Regulation 369

■ ECONOMICS IN ACTION, 365

■ AT ISSUE, 366

■ ECONOMICS IN THE NEWS, 364, 370

**CHAPTER 15 ♦ INTERNATIONAL TRADE POLICY 377**

How Global Markets Work 378  
 International Trade Today 378  
 What Drives International Trade? 378  
 Why the United States Imports T-Shirts 379  
 Why the United States Exports Airplanes 380

Winners, Losers, and the Net Gain from Trade 381  
 Gains and Losses from Imports 381  
 Gains and Losses from Exports 381  
 Gains for All 381

International Trade Restrictions 382  
 Tariffs 382  
 Import Quotas 384  
 Other Import Barriers 387  
 Export Subsidies 387

The Case Against Protection 388  
 Helps an Infant Industry Grow 388  
 Counteracts Dumping 388  
 Saves Domestic Jobs 388  
 Allows Us to Compete with Cheap Foreign Labor 388  
 Penalizes Lax Environmental Standards 389  
 Prevents Rich Countries from Exploiting Developing Countries 389  
 Reduces Offshore Outsourcing that Sends Good U.S. Jobs to Other Countries 389  
 Winners and Losers 389  
 Avoiding Trade Wars 390  
 Why Is International Trade Restricted? 390  
 Compensating Losers 391

■ ECONOMICS IN ACTION, 378, 383, 384

■ AT ISSUE, 390

■ ECONOMICS IN THE NEWS, 386, 392

**PART FIVE WRAP-UP ♦**

Understanding Macroeconomic Policy  
 Tradeoffs and Free Lunches 399

Talking with  
 Stephanie Schmitt-Grohé 400

Glossary **G-1**  
 Index **I-1**  
 Credits **C-1**



*This page is intentionally left blank*

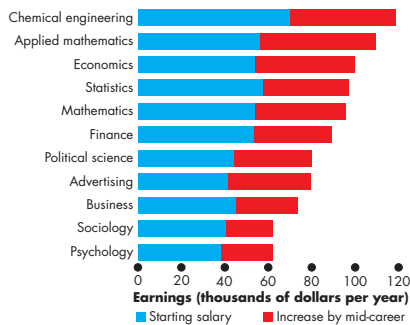
## New To This Edition

All data figures, tables, and explanations thoroughly updated to the latest available; five main content changes; 20 new Economics in the News items based on recent events and issues; almost 70 new news-based problems and applications; and all seamlessly integrated with MyLab Economics and Pearson eText: These are the hallmarks of this thirteenth edition of *Macroeconomics*.

## Main Content Changes

Chapter 1 now contains an entirely new section, “Economists in the Economy”, which describes the types of jobs available to economics majors, their earnings compared with majors in other related areas, and the critical thinking, analytical, math, writing, and oral communication skills needed for a successful career in economics.

**FIGURE 1.4** Earnings of Economics Majors



Economics majors are not the highest earners—chemical engineers and applied mathematicians earn more—but at \$100,000 a year in mid-career, economists earn more than most other majors.

Source of data: American Economics Association, <https://www.aeaweb.org/resources/students/careers/earnings>

MyLab Economics Animation

Chapter 2 has a new section prompted by the ongoing concern about the rust-belt economy, its causes and cures, which describes and illustrates the changing patterns of production as an economy expands, and explains how technical change and economic growth first shrinks the share of agriculture as manufacturing expands and later shrinks the share of manufacturing as services expand.

Chapter 2 also has an expanded explanation and graphical derivation of the outward-bowed *PPF*.

A revised *At Issue* in Chapter 14 ‘Support for and Opposition to Keeping Interest Rates Low,’ contrasts the views of two new Fed presidents, Loretta Mester of the Cleveland Fed and Esther George of the Kansas City Fed, with those of Fed Chair, Janet Yellen.

## AT ISSUE

### Support for and Opposition to Keeping Interest Rates Low

At an FOMC meeting held in September 2017, the FOMC decided to maintain the target range for the federal funds rate at 1 to 1.25 percent. The Committee expected economic conditions to evolve in a manner that will warrant gradual increases in the federal funds rate but also expected it to remain low for some time. Nine FOMC members supported this decision and no one voted against. But some regional Fed presidents want to be more cautious about inflation and raise the interest rate earlier. Let’s look at both sides of this issue.

#### Janet Yellen and the FOMC say ...

- The Fed’s mandate is to foster maximum employment and price stability.
- In the conditions of September 2017, inflation was subdued, so price stability was not in danger.
- Unemployment was low but real GDP growth continued to be weak.
- Further risks to growth were coming from the global and domestic political uncertainty.
- Because prices were stable and growth slow, monetary stimulus was still needed.
- The federal funds rate was already at a low level.
- Downward pressure on long-term interest rates was still needed.
- By keeping the federal funds rate low and raising it only when “economic conditions ... evolve in a manner that ... warrants gradual increases,” the Fed can boost aggregate demand and contribute to maintaining full employment and price stability.

#### Two Fed Presidents say ...

- Loretta Mester, President of the Cleveland Fed, says the Fed can’t wait for inflation to rise to 2 percent before raising the federal funds rate target.
- She wants the Fed to be “pre-emptive on inflation.”
- Esther George, President of the Kansas City Fed, also expresses concern that interest rates are moving too slowly.
- She says in order to not overheat the economy, the Fed should begin to raise rates in a gradual fashion.
- The views of these two Fed presidents are consistent with the fact that the time lags in the effects of interest rate changes are long and variable.
- Today’s interest rate will influence the inflation rate around two years in the future, so the Fed must set the interest rate based on the expected future inflation rate, not on today’s low inflation.



By keeping interest rates low until economic conditions evolve to warrant a gradual increase, the Fed can stimulate spending without bringing inflation, believes Janet Yellen, chair of the Fed.



The Fed needs to be pre-emptive on inflation, says Loretta Mester of the Cleveland Fed.



The Fed should avoid overheating the economy, says Esther George of the Kansas City Fed.

Chapter 7 has been reorganized and streamlined with less on the 2007–2008 financial crisis and more on the fluctuating sources of loanable funds.

Chapter 14 has a new explanation of the federal funds rate “corridor” and a reworked final section now titled “Financial Crisis: Cure and Prevention”, which includes material on Dodd-Frank, the Volcker Rule, and other macroprudential regulation.

## Economics in the News

The new *Economics in the News* features are listed at the beginning of this book. They are all chosen to address current issues likely to interest and motivate the student. An example is the one in Chapter 2 on the Rust Belt.

### ECONOMICS IN THE NEWS

#### Production Possibilities in the Rust Belt

##### Can President Trump Rescue the Rust Belt?

The Week  
March 18, 2017

President Trump promised to reverse the decades-long decline of manufacturing jobs. Can he do it? ...

... The region, which stretches from western New York to Pennsylvania, Ohio, Michigan, Indiana, Illinois, and Wisconsin, has been in serious decline since 1979—the year that U.S. manufacturing employment peaked. Over the past four decades, manufacturing jobs have plunged by 7 million as factories have downsized, closed, and outsourced work to low-wage countries such as Mexico and China. ...

Trump already claims credit for pressuring several companies, including General, to keep or create jobs in the U.S. ... in exchange for various economic incentives. [And he] has floated the possibility of tariffs and import taxes of 20 to 35 percent on products made in Mexico, China, and other countries. ...

Will these policies work? Few economists think so. ... About 85 percent of the 5 million factory jobs lost between 2000 and 2010 can be blamed on technology and robots, according to a Ball State University study. That’s why virtually all economists agree that bringing back millions of lost jobs is unlikely. ...

So, are Rust Belt workers doomed? Not necessarily. But economists agree they do need to be retrained for the new manufacturing age, which requires workers who can program and operate computers and robots. The U.S. will need to fill 3.5 million skilled jobs in specialized manufacturing over the next decade, according to a 2016 White House report. ...

#### ESSENCE OF THE STORY

- The Rust Belt is losing because manufacturing jobs have fallen by 7 million since 1979.
- President Trump proposes economic incentives to keep or create jobs in the United States and taxes on imports from Mexico and China.
- Few economists think these policies will work because most of the factory jobs lost resulted from new technology and robots.
- Economists say that Rust Belt workers need to be retrained to operate new technologies.

© 2017 Pearson Education, Inc. All rights reserved. This text is available at <http://www.pearsoned.com>.

MyLab Economics Economics in the News

## News-Based Problems and Applications

Just a sample of the topics covered in the 70 new news-based problems and applications include: Shrinking brick-and-mortar retail and expanding online shopping; Amazon’s impact on the jobs market; robots improve efficiency; cash is still king for Americans; dismantling NAFTA; paying with smartphone; and the effects of Irma and Harvey on the federal budget.

## Solving Teaching and Learning Challenges

To change the way students see the world: this is my goal in teaching economics, in writing this book, and in playing a major role in creating content for MyLab Economics.

Three facts about students are my guiding principles. First, they want to learn, but they are over-whelmed by the volume of claims on their time and energy. So, they must see the relevance to their lives and future careers of what they are being asked to learn. Second, students want to get it, and get it quickly. So, they must be presented with clear and succinct explanations. And third, students want to make sense of today’s world and be better prepared for life after school. So, they must be shown how to apply the timeless principles of economics and its models to illuminate and provide a guide to understanding today’s events and issues, and the future challenges they are likely to encounter.

The organization of this text and MyLab arise directly from these guiding principles. Each chapter begins with a clear statement of learning objectives that correspond to each chapter section.

The learning resources also arise directly from the three guiding principles, and I will describe them by placing them in five groups:

- Making economics real
- Learning the vocabulary
- Seeing the action and telling the story
- Learning interactively—learning by doing
- MyLab Economics

## Making Economics Real

The student needs to see economics as a lens that sharpens the focus on real-world issues and events, and not as a series of logical exercises with no real

purpose. *Economics in the News* and *At Issue* are designed to achieve this goal.


Each chapter opens with a student-friendly vignette that raises a question to motivate and focus the chapter. The chapter explains the principles, or model, that address the question and ends with an *Economics in the News* application that helps students to think like economists by connecting chapter tools and concepts to the world around them. All these news exercises are in MyLab with instant targeted feedback and auto-grading and constant uploading of new current exercises.

In many chapters, an additional briefer *Economics in the News* (shown here) presents a short news clip, supplemented by data where needed, poses some questions, and walks through the answers.

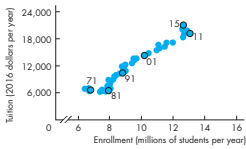
**ECONOMICS IN THE NEWS**

**The Market for College Education**

**Why Is Tuition So High?**  
Is tuition high because professors are overpaid? Is it high because of cuts in state support for public colleges? A National Bureau of Economic Research study says tuition is high because of the ready availability of federal student aid. The more money students can borrow, the more colleges can charge.  
*Source: Inside Higher Ed, February 9, 2016*



**THE DATA**  
The scatter diagram provides data on college enrollments and tuition from 1971 through 2015.



**Figure 1 Enrollments and Tuition: 1971–2015**

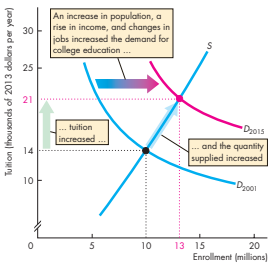
**THE QUESTIONS**

- What does the scatter diagram tell us?
- Why has college tuition increased? Is it because demand increased or supply decreased?

**THE ANSWERS**

- The scatter diagram tells us that in most years from 1971 through 2015, both tuition and enrollments increased. In some years, tuition increased and enrollments decreased, but those years are few.
- An increase in demand brings a rise in the price and an increase in the quantity.
- Because both the price (tuition) and quantity (enrollments) increased, the demand for college education increased.
- A decrease in supply brings a rise in price and a decrease in the quantity.
- Because the price and the quantity increased in most years, the supply of college education did not decrease.
- The figure shows the market for college education.

**Figure 2 The Market for College Education**



**MyLab Economics Economics in the News**


Five *At Issue* boxes, one of which is new, engage the student in debate and controversy. An *At Issue* box introduces an issue and then presents two opposing views. It leaves the matter unsettled so that students and the instructor can continue the argument in class and reach their own conclusions.

*Economics in Action* boxes make economics real by providing data and information that links models to real-world economic activity. Some of the issues

covered in these boxes include five Asian economies like fast trains on the same track; intellectual property rights propel growth; loanable funds fuel home price bubble; commercial banks flush with reserves; The Fed’s balance sheet explodes; and the size of the fiscal stimulus multipliers.

*Interviews* with leading economist, whose work correlates to what the student is learning, are the final component of making economics real. These interviews explore the education and research of prominent economists and their advice for those who want to continue studying the subject.

**TALKING WITH Esther Dufo\***



ESTHER DUFLO is the Abdul Latif Jameel Professor of Poverty Alleviation and Development Economics at the Massachusetts Institute of Technology. Among her many honors are the 2010 John Bates Clark Medal for the best economist under 40 and the Financial Times and Goldman Sachs Business Book of the Year Award in 2011 for her book (with Abhijit Banerjee) *Poor Economics: A Radical Rethinking of the Way to Fight Global Poverty*. Professor Dufo’s research seeks to advance our understanding of the economic choices of the extremely poor by conducting massive real-world experiments.

Professor Dufo was an undergraduate student of history and economics at Ecole Normale Supérieure and completed a master’s degree at DELTA in Paris before moving to the United States. She earned her PhD in Economics at MIT in 1999.

Michael Parkin talked with her about her work, which advances our understanding of the economic choices and condition of the very poor.

*Professor Dufo, what’s the story about how you became an economist and in particular the architect of experiments designed to understand the economic choices of the very poor?*

When I was a kid, I was exposed to many stories and images of poor children through my mother’s engagement as a doctor in a small NGO dealing with child victims of war and through books and stories about children living all around the world.

I remember asking myself how I could justify my lack of being born where I was. I had a very exaggerated idea of what it was to be poor, but this idea caused sufficient discomfort that I knew

I had to do something about it, if I could. Quite by accident, I discovered that economics was the way in which I could actually be useful. While spending a year in Russia teaching French and studying History, I realized that academic economists have the ability to intervene in the world while keeping enough sanity to analyze it. I thought this would be ideal for me and I have never regretted it. I have the best job in the world.

*The very poor whom you study are people who live on \$1 a day or \$2 a day ... Is \$1 a day a true measure that includes everything these poor people consume?*

For defining the poverty line, we don’t include the cost of housing. The poor also get free goods, sometimes of bad quality (education, healthcare) and the value of those is also not included. Other than that, yes, it is everything.

Moreover, you have to realize this is everything, taking into account the fact that life is much cheaper in many poor countries because salaries are lower, so anything that is made and consumed locally (e.g., a haircut) is cheaper.

For example, in India, the purchasing power of a dollar (in terms of the real goods you can buy) is about 3 times what it is in the United States. So the poverty line we use for India is 33 cents per day, not a dollar.

All told, you really have to imagine living on under a dollar a day after your rent is paid in Seattle or Denver. Not easy!

**... imagine living on under a dollar a day after your rent is paid in Seattle or Denver. Not easy!**

## Learning the Vocabulary

Learning the vocabulary isn’t exciting, but it is the vital first step to every discipline and it needs to be effective and quick. Highlighted key terms simplify this task. Each key term is defined in the sentence in which it is highlighted and appears in an end-of-chapter list and the end-of-book glossary (both with its page number); boldfaced in the index; and in MyLab Economics in an interactive glossary, Flash Card tool, and in an auto-graded Key Terms Quiz with targeted student feedback.

### Key Terms

Change in demand, 62	Demand curve, 62
Change in supply, 67	Equilibrium price, 70
Change in the quantity demanded, 65	Equilibrium quantity, 70
Change in the quantity supplied, 68	Inferior good, 64
Competitive market, 60	Law of demand, 61
Complement, 63	Law of supply, 66
Demand, 61	Money price, 60
	Normal good, 64

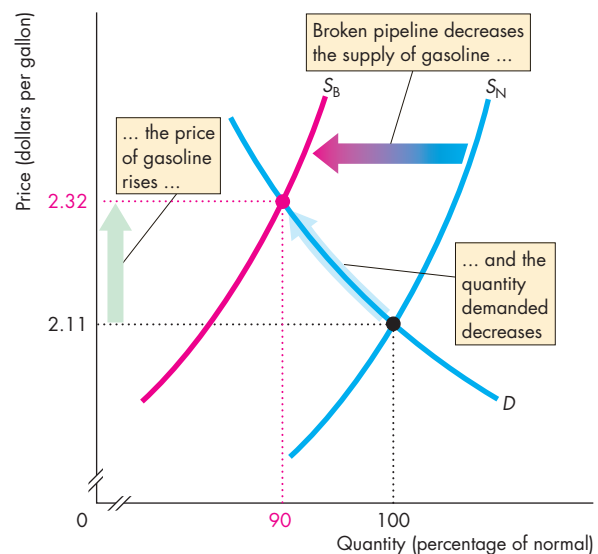
### MyLab Economics Key Terms Quiz

Quantity demanded, 61
Quantity supplied, 66
Relative price, 60
Substitute, 63
Supply, 66
Supply curve, 66

## Showing the Action and Telling the Story

Through the past twelve editions, this book has set the standard of clarity in its diagrams; the thirteenth edition continues to uphold this tradition. My goal is to show “where the economic action is.” The diagrams in this book continue to generate an enormously positive response, which confirms my view that graphical analysis is the most powerful tool available for teaching and learning economics at the principles level.

Recognizing that some students find graphs hard to work with, I have developed the entire art program with the study and review needs of the student in mind.



**The Market for Gasoline**

The diagrams feature

- Axes that measure and display concrete real-world data, and where possible and relevant, the most recent data
- Graphs paired with data tables from which curves are plotted
- Original curves consistently shown in blue
- Shifted curves, equilibrium points, and other important features highlighted in red
- Color-blended arrows to indicate movement
- Diagrams labeled with boxed notes that tell the story
- Extended captions that make each diagram and its caption a self-contained object for study and review

## Learning Interactively—Learning by Doing

At the end of every chapter section, a *Review Quiz* invites the student to rework the section with questions that cover the key ideas. A parallel set of questions

in MyLab Study Plan enable the student to work the questions and get instant targeted feedback.

As part of the chapter review, the student has an opportunity to work a multi-part problem that covers the core content of the chapter and consists of questions, solutions, key points, and a key figure. This feature increases the incentive for the student to learn-by-doing and review the chapter actively, rather than passively. The worked problems are also available in MyLab Study Plan along with interactive animations of the problem's key figure.

## MyLab™ Economics

### Reach Every Student with MyLab

**Economics** MyLab is the teaching and learning platform that empowers you to reach *every* student. By combining trusted author content with digital tools and a flexible platform, MyLab personalizes the learning experience and improves results for each student. Learn more about MyLab Economics. With our new enhanced Pearson eText, students will be able to interact with **Figure Animations** right in line with the text. Each chapter then concludes with a **Worked Problem** that consists of questions, solutions, and a key figure.

**Deliver Trusted Content** You deserve teaching materials that meet your own high standards for your course. That's why we partner with highly respected authors to develop interactive content and course-specific resources that you can trust — and that keep your students engaged. The **Economics in the News** stories address current issues that are likely to interest and motivate students, and are available to be assigned and auto-graded within MyLab Economics.

**Empower Each Learner** Each student learns at a different pace. Personalized learning pinpoints the precise areas where each student needs practice; giving all students the support they need — when and where they need it — to be successful.

**Teach Your Course Your Way** Your course is unique. So whether you'd like to build your own assignments, teach multiple sections, or set prerequisites, MyLab Economics gives you the flexibility to easily create *your* course to fit *your* needs. For instructors who want to make the most recent data a central part of their course, **Real-Time Data Analysis** exercises communicate directly with the Federal Reserve Bank of St. Louis's FRED site, so every time FRED posts new data, students can see the most recent data update automatically.

**Improve Student Results** When you teach with MyLab, student performance improves. That's why instructors have chosen MyLab for over 15 years, touching the lives of over 50 million students.

## Developing Employability Skills

The economic way of thinking is a foundational skill for citizenship and career. Every feature of the text helps the student develop this skill, repeatedly using its central ideas of tradeoff; opportunity cost; the margin; incentives; the gains from voluntary exchange; the forces of demand, supply, and equilibrium; the pursuit of economic rent; and the tension between self-interest and the social interest.

The new section of Chapter 1, “Economists in the Economy”, identifies a further five general skills that are crucial for getting a job and developing a successful career. The table lists these skills and the features of this text that promote them.

### CAREER SKILLS AND THE FEATURES THAT PROMOTE THEM

Skill	Feature
Critical thinking	Economics in the News At Issue
Analytical skills	The economic way of thinking Manipulation of models Application of models Graphical analysis
Math skills	Math appendices
Writing skills	Review Quiz and end-of-Chapter problems and applications as short-answer written assignments
Oral communication skills	Economics in the News and At Issue as topics for classroom discussion and debate

## Table of Contents Overview and Flexibility

You have preferences for how you want to teach your course, and I've organized this book to enable you to choose your teaching path. The chart on p. xv illustrates the book's flexibility. By following the arrows through the chart you can select the path that best fits your preference for course structure. Whether you want to teach a traditional course that blends theory and policy, or one that takes a fasttrack through either theory or policy issues, this text gives you the choice.

## Instructor Teaching Resources

The program comes with the following teaching resources.

<b>Supplements available to instructors at</b> <a href="http://www.pearsonhighered.com/irc">www.pearsonhighered.com/irc</a>	<b>Features of the Supplement</b>
<b>Instructor’s Manual</b> <i>Macroeconomics</i> Instructor’s Manual by Russ McCullough, Ottawa University	<ul style="list-style-type: none"> <li>● Chapter-by-chapter overviews</li> <li>● List of what’s new in the thirteenth edition</li> <li>● Ready-to-use lecture notes</li> </ul>
<b>Solutions Manual</b> <i>Macroeconomics</i> Solutions Manual by Mark Rush, University of Florida	<ul style="list-style-type: none"> <li>● Solutions to Review Quizzes</li> <li>● Solutions to the end-of-chapter Study Plan Problems and Applications</li> <li>● Solutions to the end-of-chapter Additional Problems and Applications</li> </ul>
<b>Test Bank</b> New questions for the <i>Macroeconomics</i> Test Bank by Luke Armstrong, Austin Community College, and Alexandra Nica, University of Iowa Mark Rush, University of Florida, reviewed all questions to ensure their clarity and consistency	<ul style="list-style-type: none"> <li>● Nearly 7,000 multiple-choice, true/false, short-answer, and graphing questions with these annotations:                         <ul style="list-style-type: none"> <li>■ Difficulty level (1 for straight recall, 2 for some analysis, 3 for complex analysis)</li> <li>■ Type (Multiple-choice, true/false, short-answer, essay)</li> <li>■ Topic (The term or concept the question supports) AACSB learning standard</li> </ul> </li> </ul>
<b>Computerized TestGen</b>	<ul style="list-style-type: none"> <li>● TestGen enables instructors to:                         <ul style="list-style-type: none"> <li>■ Customize, save, and generate classroom tests</li> <li>■ Edit, add, or delete questions from the Test Item Files</li> <li>■ Analyze test results</li> <li>■ Organize a database of tests and student results.</li> </ul> </li> </ul>
<b>PowerPoints</b>	<ul style="list-style-type: none"> <li>● Slides include:                         <ul style="list-style-type: none"> <li>■ Lectures with all the textbook figures and tables animated and speaking notes from the Instructor’s Manual</li> <li>■ Large-scale versions of all textbook figures and tables animated, for instructors to incorporate into their own slide shows</li> </ul> </li> <li>● A student version of the lectures with animated textbook figures and tables.</li> <li>● Accessibility PowerPoints meet standards for students with disabilities. Features include, but not limited to:                         <ul style="list-style-type: none"> <li>■ Keyboard and Screen Reader access</li> <li>■ Alternative text for images</li> <li>■ High color contrast between background and foreground colors</li> </ul> </li> </ul>

## Acknowledgments

I thank my current and former colleagues and friends at the University of Western Ontario who have taught me so much. They are Jim Davies, Jeremy Greenwood, Ig Horstmann, Peter Howitt, Greg Huffman, David Laidler, Phil Reny, Chris Robinson, John Whalley, and Ron Wonnacott. I also thank Doug McTaggart and Christopher Findlay, co-authors of the Australian edition, and Melanie Powell and Kent Matthews, co-authors of the European edition. Suggestions arising from their adaptations of earlier editions have been helpful to me in preparing this edition.

I thank Rebecca Stein for her thoughtful suggestions and constructive criticism that brought extensive improvement to my treatment of health-care, public goods, and externalities; Yoram Bauman for careful and helpful reviews of my coverage of environmental externalities; and Sameh Ajlouni of Yarmouk University for spotting an error.

I thank the several thousand students whom I have been privileged to teach. The instant response that comes from the look of puzzlement or enlightenment has taught me how to teach economics.

It is a special joy to thank the many outstanding people at Pearson who contributed to the concerted publishing effort that brought this edition to completion. Denise Clinton played a major role in the evolution of this text since its third edition, and her insights and ideas can still be found throughout this new edition.

Donna Battista, Vice President, Business Publishing, is hugely inspiring and has provided overall direction to the project.

As ever, Adrienne D'Ambrosio, Director of Portfolio Management, played a major role in shaping this revision and the many outstanding supplements that accompany it. Adrienne brings intelligence and insight to her work and is the unchallengeable pre-eminent economics director. Ashley Bryan, Portfolio Manager, directed the development of this edition. Heather Johnson, Project Manager, oversaw the production and design process, coordinated the photo research program, and worked with rights and permissions advisors. Nancy Freihofer, Content Producer, provided a steady hand throughout the revision process and managed the team of supplements authors.

Digital Content Team Lead Noel Lotz managed a complex and thorough reviewing process for the content of MyLab Economics; and Melissa Honig, Digital Studio Project Manager, ensured that all our media assets were correctly assembled.

Tricia Murphy, Senior Product Marketer, and Carlie Marvel, Senior Field Marketing Manager, provided inspired marketing strategy and direction.

Catherine Baum provided a careful, consistent, and intelligent copy edit and accuracy check, and wrote original news articles for *Economics in the News*. And Heather Johnson with the other members of an outstanding editorial and production team at Integra kept the project on track on a tight schedule.

I thank all of these wonderful people. It has been inspiring to work with them and to share in creating what I believe is a truly outstanding educational tool.

I thank our talented thirteenth edition supplements authors and contributors—Luke Armstrong, Svitlana Maksymenko, Russ McCullough, Alexandra Nica, Jim Self, Laurie Wolff, and Jeannie Shearer. Thanks, also, to Trevor Collier of the University of Dayton for reviewing MyLab exercises.

I especially thank Mark Rush, who yet again played a crucial role in creating another edition of this text and package. Mark has been a constant source of good advice and good humor.

I thank the many exceptional reviewers who have shared their insights through the various editions of this book. Their contribution has been invaluable.

I thank the people who work directly with me. Jeannie Shearer provided outstanding research assistance on many topics, including finding news articles and creating MyLab exercises. Richard Parkin created the electronic art files and offered many ideas that improved the figures in this book. Robin Bade managed an ever-growing and ever more complex MyLab database. And Sharmistha Nag helped me to create news-based exercises, Real-Time Data Analysis questions, and Draw Graph exercises.

As with the previous editions, this one owes an enormous debt to Robin Bade. I dedicate this book to her and again thank her for her work. I could not have written this book without the tireless and selfless help she has given me. My thanks to her are unbounded.

Classroom experience will test the value of this book. I would appreciate hearing from instructors and students about how I can continue to improve it in future editions.

*Michael Parkin*  
London, Ontario, Canada  
michael.parkin@uwo.ca


**Reviewers**

- Eric Abrams**, Hawaii Pacific University  
**Christopher Adams**, Federal Trade Commission  
**John T. Addison**, University of South Carolina  
**Tajudeen Adenekan**, Bronx Community College  
**Syed Ahmed**, Cameron University  
**Frank Albritton**, Seminole Community College  
**Milton Alderfer**, Miami-Dade Community College  
**William Aldridge**, Shelton State Community College  
**Donald L. Alexander**, Western Michigan University  
**Terence Alexander**, Iowa State University  
**Stuart Allen**, University of North Carolina, Greensboro  
**Sam Allgood**, University of Nebraska, Lincoln  
**Neil Alper**, Northeastern University  
**Alan Anderson**, Fordham University  
**Lisa R. Anderson**, College of William and Mary  
**Jeff Ankrom**, Wittenberg University  
**Fatma Antar**, Manchester Community Technical College  
**Kofi Apraku**, University of North Carolina, Asheville  
**John Atkins**, University of West Florida  
**Moshen Bahmani-Oskooee**, University of Wisconsin, Milwaukee  
**Donald Balch**, University of South Carolina  
**Mehmet Balcilar**, Wayne State University  
**Paul Ballantyne**, University of Colorado  
**Tannista Banerjee**, Auburn University  
**Sue Bartlett**, University of South Florida  
**Jose Juan Bautista**, Xavier University of Louisiana  
**Klaus Becker**, Texas Tech University  
**Valerie R. Bencivenga**, University of Texas, Austin  
**Ben Bernanke**, Chairman of Federal Reserve  
**Radha Bhattacharya**, California State University, Fullerton  
**Margot Biery**, Tarrant County College, South  
**John Bittorowitz**, Ball State University  
**David Black**, University of Toledo  
**Kelly Blanchard**, Purdue University  
**S. Brock Blomberg**, Claremont McKenna College  
**William T. Bogart**, Case Western Reserve University  
**Giacomo Bonanno**, University of California, Davis  
**Tan Khay Boon**, Nanyang Technological University  
**Sunne Brandmeyer**, University of South Florida  
**Audie Brewton**, Northeastern Illinois University  
**Baird Brock**, Central Missouri State University  
**Avis Brown**, Dallas Community College District  
**Byron Brown**, Michigan State University  
**Imam Bulbul**, University of Miami  
**Jeffrey Buser**, Columbus State Community College  
**Alison Butler**, Florida International University  
**Colleen Callahan**, American University  
**Tania Carbiener**, Southern Methodist University  
**Kevin Carey**, American University  
**Scott Carrell**, University of California at Davis  
**Kathleen A. Carroll**, University of Maryland, Baltimore County  
**Michael Carter**, University of Massachusetts, Lowell  
**Edward Castronova**, California State University, Fullerton  
**Francis Chan**, Fullerton College  
**Ming Chang**, Dartmouth College  
**Subir Chakrabarti**, Indiana University-Purdue University  
**Joni Charles**, Texas State University  
**Adhip Chaudhuri**, Georgetown University  
**Gopal Chengalath**, Texas Tech University  
**Daniel Christiansen**, Albion College  
**Kenneth Christianson**, Binghamton University  
**John J. Clark**, Community College of Allegheny County, Allegheny Campus  
**Cindy Clement**, University of Maryland  
**Meredith Clement**, Dartmouth College  
**Michael B. Cohn**, U. S. Merchant Marine Academy  
**Robert Collinge**, University of Texas, San Antonio  
**Carol Condon**, Kean University  
**Doug Conway**, Mesa Community College  
**Larry Cook**, University of Toledo  
**Bobby Corcoran**, retired, Middle Tennessee State University  
**Kevin Cotter**, Wayne State University  
**James Peery Cover**, University of Alabama, Tuscaloosa  
**Erik Craft**, University of Richmond  
**Eleanor D. Craig**, University of Delaware  
**Jim Craven**, Clark College  
**Jeremy Cripps**, American University of Kuwait  
**Elizabeth Crowell**, University of Michigan, Dearborn  
**Stephen Cullenberg**, University of California, Riverside  
**David Culp**, Slippery Rock University  
**Megan Cummins**, Santiago Canyon College  
**Norman V. Cure**, Macomb Community College  
**Dan Dabney**, University of Texas, Austin  
**Andrew Dane**, Angelo State University  
**James D'Angelo**, University of Cincinnati  
**Joseph Daniels**, Marquette University  
**Gregory DeFreitas**, Hofstra University  
**David Denslow**, University of Florida  
**Shatakshee Dhongde**, Rochester Institute of Technology  
**Iris Diamond**, Austin Community College  
**Mark Dickie**, University of Central Florida  
**James Dietz**, California State University, Fullerton  
**Carol Dole**, State University of West Georgia  
**Ronald Dorf**, Inver Hills Community College  
**John Dorsey**, University of Maryland, College Park  
**Eric Drabkin**, Hawaii Pacific University  
**Amrik Singh Dua**, Mt. San Antonio College  
**Thomas Duchesneau**, University of Maine, Orono  
**Lucia Dunn**, Ohio State University  
**Donald Dutkowsky**, Syracuse University  
**John Edgren**, Eastern Michigan University  
**David J. Eger**, Alpena Community College  
**Harold W. Elder**, University of Alabama  
**Harry Ellis, Jr.**, University of North Texas



- Ibrahim Elsaify**, Goldey-Beacom College  
**Kenneth G. Elzinga**, University of Virginia  
**Patrick Emerson**, Oregon State University  
**Tisha Emerson**, Baylor University  
**Monica Escaleras**, Florida Atlantic University  
**Antonina Espiritu**, Hawaii Pacific University  
**Gwen Eudey**, University of Pennsylvania  
**Barry Falk**, Iowa State University  
**M. Fazeli**, Hofstra University  
**Philip Fincher**, Louisiana Tech University  
**F. Firoozi**, University of Texas, San Antonio  
**Lou Foglia**, Suffolk University  
**Nancy Folbre**, University of Massachusetts, Amherst  
**Kenneth Fong**, Temasek Polytechnic (Singapore)  
**Steven Francis**, Holy Cross College  
**David Franck**, University of North Carolina, Charlotte  
**Mark Frank**, Sam Houston State University  
**Roger Frantz**, San Diego State University  
**Mark Frascatore**, Clarkson University  
**Alwyn Fraser**, Atlantic Union College  
**Connel Fullenkamp**, Duke University  
**Marc Fusaro**, East Carolina University  
**James Gale**, Michigan Technological University  
**Susan Gale**, New York University  
**Roy Gardner**, Indiana University  
**Sacha Gelfer**, Bentley University  
**Eugene Gentzel**, Pensacola Junior College  
**Kirk Gifford**, Brigham Young University-Idaho  
**Scott Gilbert**, Southern Illinois University, Carbondale  
**Andrew Gill**, California State University, Fullerton  
**Robert Giller**, Virginia Polytechnic Institute and State University  
**Robert Gillette**, University of Kentucky  
**James N. Giordano**, Villanova University  
**Maria Giuli**, Diablo College  
**Susan Glanz**, St. John's University  
**Robert Gordon**, San Diego State University  
**Richard Gosselin**, Houston Community College  
**Paul Graf**, Indiana University - Bloomington  
**John Graham**, Rutgers University  
**John Griffen**, Worcester Polytechnic Institute  
**Wayne Grove**, Syracuse University  
**Robert Guell**, Indiana State University  
**William Gunther**, University of Southern Mississippi  
**Jamie Haag**, Pacific University, Oregon  
**Gail Heyne Hafer**, Lindenwood University  
**Rik W. Hafer**, Southern Illinois University, Edwardsville  
**Daniel Hagen**, Western Washington University  
**David R. Hakes**, University of Northern Iowa  
**Craig Hakkio**, Federal Reserve Bank, Kansas City  
**Bridget Gleeson Hanna**, Rochester Institute of Technology  
**Ann Hansen**, Westminster College  
**Seid Hassan**, Murray State University  
**Jonathan Haughton**, Suffolk University  
**Randall Haydon**, Wichita State University  
**Denise Hazlett**, Whitman College  
**Julia Heath**, University of Memphis  
**Jac Heckelman**, Wake Forest University  
**Jolien A. Helsel**, Kent State University  
**James Henderson**, Baylor University  
**Doug Herman**, Georgetown University  
**Jill Boylston Herndon**, University of Florida  
**Gus Herring**, Brookhaven College  
**John Herrmann**, Rutgers University  
**Andrew Hill**, Temple University  
**John M. Hill**, Delgado Community College  
**Jonathan Hill**, Florida International University  
**Lewis Hill**, Texas Tech University  
**Steve Hoagland**, University of Akron  
**Tom Hoerger**, Fellow, Research Triangle Institute  
**Calvin Hoerneman**, Delta College  
**George Hoffer**, Virginia Commonwealth University  
**Dennis L. Hoffman**, Arizona State University  
**Paul Hohenberg**, Rensselaer Polytechnic Institute  
**Jim H. Holcomb**, University of Texas, El Paso  
**Robert Holland**, Purdue University  
**Harry Holzer**, Georgetown University  
**Linda Hooks**, Washington and Lee University  
**Gary Hoover**, University of Oklahoma  
**Jim Horner**, Cameron University  
**Djehane Hosni**, University of Central Florida  
**Harold Hotelling, Jr.**, Lawrence Technical University  
**Calvin Hoy**, County College of Morris  
**Ing-Wei Huang**, Assumption University, Thailand  
**Julie Hunsaker**, Wayne State University  
**Beth Ingram**, University of Iowa  
**Jayvanth Ishwaran**, Stephen F. Austin State University  
**Michael Jacobs**, Lehman College  
**S. Hussain Ali Jafri**, Tarleton State University  
**Dennis Jansen**, Texas A&M University  
**Andrea Jao**, University of Pennsylvania  
**Barbara John**, University of Dayton  
**Barry Jones**, Binghamton University  
**Garrett Jones**, Southern Florida University  
**Frederick Jungman**, Northwestern Oklahoma State University  
**Paul Junk**, University of Minnesota, Duluth  
**Leo Kahane**, California State University, Hayward  
**Veronica Kalich**, Baldwin-Wallace College  
**John Kane**, State University of New York, Oswego  
**Eungmin Kang**, St. Cloud State University  
**Arthur Kartman**, San Diego State University  
**Theresa Kauffman**, Chattahoochee Technical College  
**Gurmit Kaur**, Universiti Teknologi (Malaysia)  
**Louise Keely**, University of Wisconsin, Madison  
**Manfred W. Keil**, Claremont McKenna College  
**Elizabeth Sawyer Kelly**, University of Wisconsin, Madison  
**Rose Kilburn**, Modesto Junior College

- Amanda King**, Georgia Southern University  
**John King**, Georgia Southern University  
**Robert Kirk**, Indiana University-Purdue University, Indianapolis  
**Norman Kleinberg**, City University of New York, Baruch College  
**Robert Kleinhenz**, California State University, Fullerton  
**Barry Kotlove**, Edmonds Community College  
**John Krantz**, University of Utah  
**Joseph Kreitzer**, University of St. Thomas  
**Patricia Kuzyk**, Washington State University  
**David Lages**, Southwest Missouri State University  
**W. J. Lane**, University of New Orleans  
**Leonard Lardaro**, University of Rhode Island  
**Kathryn Larson**, Elon College  
**Luther D. Lawson**, University of North Carolina, Wilmington  
**Elroy M. Leach**, Chicago State University  
**Jim Lee**, Texas A & M, Corpus Christi  
**Sang Lee**, Southeastern Louisiana University  
**Robert Lemke**, Florida International University  
**Mary Lesser**, Iona College  
**Philip K. Letting**, Harrisburg Area Community College  
**Jay Levin**, Wayne State University  
**Arik Levinson**, University of Wisconsin, Madison  
**Tony Lima**, California State University, Hayward  
**William Lord**, University of Maryland, Baltimore County  
**Nancy Lutz**, Virginia Polytechnic Institute and State University  
**Brian Lynch**, Lakeland Community College  
**Murugappa Madhavan**, San Diego State University  
**K. T. Magnusson**, Salt Lake Community College  
**Mark Maier**, Glendale Community College  
**Svitlana Maksymenko**, University of Pittsburgh  
**Jean Mangan**, Staffordshire University Business School  
**Denton Marks**, University of Wisconsin, Whitewater  
**Michael Marlow**, California Polytechnic State University  
**Akbar Marvasti**, University of Houston  
**Wolfgang Mayer**, University of Cincinnati  
**John McArthur**, Wofford College  
**Katherine McClain**, University of Georgia  
**Amy McCormick**, Mary Baldwin College  
**Russ McCullough**, Iowa State University  
**Catherine McDevitt**, Central Michigan University  
**Gerald McDougall**, Wichita State University  
**Stephen McGary**, Brigham Young University-Idaho  
**Richard D. McGrath**, Armstrong Atlantic State University  
**Richard McIntyre**, University of Rhode Island  
**John McLeod**, Georgia Institute of Technology  
**Mark McLeod**, Virginia Polytechnic Institute and State University  
**B. Starr McMullen**, Oregon State University  
**Sandra McPherson**, Millersville University  
**Mary Ruth McRae**, Appalachian State University  
**Kimberly Merritt**, Cameron University  
**Charles Meyer**, Iowa State University  
**Peter Mieszkowski**, Rice University  
**John Mijares**, University of North Carolina, Asheville  
**Richard A. Miller**, Wesleyan University  
**Judith W. Mills**, Southern Connecticut State University  
**Glen Mitchell**, Nassau Community College  
**Jeannette C. Mitchell**, Rochester Institute of Technology  
**Bagher Modjtahedi**, University of California, Davis  
**Michael A. Mogavero**, University of Notre Dame  
**Khan Mohabbat**, Northern Illinois University  
**Shahruz Mohtadi**, Suffolk University  
**Barbara Moore**, University of Central Florida  
**W. Douglas Morgan**, University of California, Santa Barbara  
**William Morgan**, University of Wyoming  
**James Morley**, Washington University in St. Louis  
**William Mosher**, Clark University  
**Joanne Moss**, San Francisco State University  
**Nivedita Mukherji**, Oakland University  
**Francis Mummery**, Fullerton College  
**Edward Murphy**, Southwest Texas State University  
**Kevin J. Murphy**, Oakland University  
**Kathryn Nantz**, Fairfield University  
**Arnab Nayak**, Mercer University  
**William S. Neilson**, Texas A&M University  
**Paul Nelson**, University of Louisiana, Monroe  
**Bart C. Nemmers**, University of Nebraska, Lincoln  
**Alexandra Nica**, University of Iowa  
**Melinda Nish**, Orange Coast College  
**Melissa Noel**, Austin Community College  
**Anthony O'Brien**, Lehigh University  
**Norman Obst**, Michigan State University  
**Constantin Ogloblin**, Georgia Southern University  
**Neal Olitsky**, University of Massachusetts, Dartmouth  
**Mary Olson**, Tulane University  
**Terry Olson**, Truman State University  
**James B. O'Neill**, University of Delaware  
**Farley Ordozensky**, University of the Pacific  
**Z. Edward O'Relley**, North Dakota State University  
**Donald Oswald**, California State University, Bakersfield  
**Jan Palmer**, Ohio University  
**Michael Palumbo**, Chief, Federal Reserve Board  
**Chris Papageorgiou**, Louisiana State University  
**G. Hossein Parandvash**, Western Oregon State College  
**Randall Parker**, East Carolina University  
**Robert Parks**, Washington University  
**David Pate**, St. John Fisher College  
**James E. Payne**, Illinois State University  
**Donald Pearson**, Eastern Michigan University  
**Steven Peterson**, University of Idaho  
**Mary Anne Pettit**, Southern Illinois University,  
 Edwardsville  
**William A. Phillips**, University of Southern Maine  
**Dennis Placone**, Clemson University  
**Charles Plot**, California Institute of Technology, Pasadena  
**Mannie Poen**, Houston Community College  
**Kathleen Possai**, Wayne State University

- Ulrika Praski-Stahlgren**, University College in Gavle-Sandviken, Sweden  
**Edward Price**, Oklahoma State University  
**Rula Qalyoubi**, University of Wisconsin, Eau Claire  
**K. A. Quartey**, Talladega College  
**Herman Quirmbach**, Iowa State University  
**Jeffrey R. Racine**, University of South Florida  
**Ramkishen Rajan**, George Mason University  
**Peter Rangazas**, Indiana University-Purdue University, Indianapolis  
**Vaman Rao**, Western Illinois University  
**Laura Razzolini**, University of Mississippi  
**Rob Rebelein**, University of Cincinnati  
**J. David Reed**, Bowling Green State University  
**Robert H. Renshaw**, Northern Illinois University  
**Javier Reyes**, University of Arkansas  
**Jeff Reynolds**, Northern Illinois University  
**Rupert Rhodd**, Florida Atlantic University  
**W. Gregory Rhodus**, Bentley College  
**Jennifer Rice**, Indiana University, Bloomington  
**John Robertson**, Paducah Community College  
**Malcolm Robinson**, University of North Carolina, Greensboro  
**Richard Roehl**, University of Michigan, Dearborn  
**Carol Rogers**, Georgetown University  
**William Rogers**, University of Northern Colorado  
**Thomas Romans**, State University of New York, Buffalo  
**David R. Ross**, Bryn Mawr College  
**Thomas Ross**, Baldwin Wallace College  
**Robert J. Rossana**, Wayne State University  
**Kurt Rothhoff**, Seton Hall University  
**Jeffrey Rous**, University of North Texas  
**Rochelle Ruffer**, Youngstown State University  
**John Ruggiero**, University of Daytona  
**Mark Rush**, University of Florida  
**Dasha Safonova**, University of Notre Dame  
**Allen R. Sanderson**, University of Chicago  
**Gary Santoni**, Ball State University  
**Jeffrey Sarbaum**, University of North Carolina at Greensboro  
**Peter Saunders**, Central Washington University  
**John Saussy**, Harrisburg Area Community College  
**Don Schlagenhauf**, Florida State University  
**David Schlow**, Pennsylvania State University  
**Paul Schmitt**, St. Clair County Community College  
**Jeremy Schwartz**, Hampden-Sydney College  
**Martin Sefton**, University of Nottingham  
**James K. Self**, Indiana University  
**Esther-Mirjam Sent**, University of Notre Dame  
**Rod Shadbegian**, University of Massachusetts, Dartmouth  
**Neil Sheflin**, Rutgers University  
**Gerald Shilling**, Eastfield College  
**Dorothy R. Siden**, Salem State College  
**Mark Siegler**, California State University at Sacramento  
**Scott Simkins**, North Carolina Agricultural and Technical State University  
**Jacek Siry**, University of Georgia  
**Chuck Skoro**, Boise State University  
**Phil Smith**, DeKalb College  
**William Doyle Smith**, University of Texas, El Paso  
**Sarah Stafford**, College of William and Mary  
**Rebecca Stein**, University of Pennsylvania  
**Frank Steindl**, Oklahoma State University  
**Jeffrey Stewart**, New York University  
**Rayna Stocheva**, University of Miami  
**Allan Stone**, Southwest Missouri State University  
**Courtenay Stone**, Ball State University  
**Paul Storer**, Western Washington University  
**Richard W. Stratton**, University of Akron  
**Mark Strazicich**, Ohio State University, Newark  
**Michael Stroup**, Stephen F. Austin State University  
**Robert Stuart**, Rutgers University  
**Della Lee Sue**, Marist College  
**Abdulhamid Sukar**, Cameron University  
**Terry Sutton**, Southeast Missouri State University  
**Gilbert Suzawa**, University of Rhode Island  
**David Swaine**, Andrews University  
**Christopher Swann**, Temple University  
**Manjuri Talukdar**, Northern Illinois University  
**Jason Taylor**, Central Michigan University  
**Mark Thoma**, University of Oregon  
**Janet Thomas**, Bentley College  
**Kiril Tochkov**, SUNY at Binghamton  
**Kay Unger**, University of Montana  
**Anthony Uremovic**, Joliet Junior College  
**David Vaughn**, City University, Washington  
**Don Waldman**, Colgate University  
**Francis Wambalaba**, Portland State University  
**Sasiwimon Warunsiri**, University of Colorado at Boulder  
**Rob Wassmer**, California State University, Sacramento  
**Paul A. Weinstein**, University of Maryland, College Park  
**Lee Weissert**, St. Vincent College  
**Robert Whaples**, Wake Forest University  
**David Wharton**, Washington College  
**Mark Wheeler**, Western Michigan University  
**Charles H. Whiteman**, University of Iowa  
**Sandra Williamson**, University of Pittsburgh  
**Brenda Wilson**, Brookhaven Community College  
**Larry Wimmer**, Brigham Young University  
**Mark Witte**, Northwestern University  
**Willard E. Witte**, Indiana University  
**Mark Wohar**, University of Nebraska, Omaha  
**Laura Wolff**, Southern Illinois University, Edwardsville  
**Cheonsik Woo**, Vice President, Korea Development Institute  
**Douglas Wooley**, Radford University  
**Arthur G. Woolf**, University of Vermont  
**John T. Young**, Riverside Community College  
**Michael Youngblood**, Rock Valley College  
**Peter Zaleski**, Villanova University

**Tianwei Zhang**, University of Georgia  
**Jason Zimmerman**, South Dakota State University  
**David Zucker**, Martha Stewart Living Omnimedia

## **Supplements Authors**

**Luke Armstrong**, Lee College  
**Sue Bartlett**, University of South Florida  
**Kelly Blanchard**, Purdue University  
**James Cobbe**, Florida State University  
**Carol Dole**, Jacksonville University  
**Karen Gebhardt**, Colorado State University  
**John Graham**, Rutgers University  
**Jill Herndon**, University of Florida  
**Gary Hoover**, University of Alabama  
**Patricia Kuzyk**, Washington State University  
**Sang Lee**, Southeastern Louisiana University

**Svitlana Maksymenko**, University of Pittsburgh  
**Robert Martel**, University of Connecticut  
**Katherine McClain**, University of Georgia  
**Russ McCullough**, Iowa State University  
**Barbara Moore**, University of Central Florida  
**James Morley**, Washington University in St. Louis  
**William Mosher**, Clark University  
**Alexandra Nica**, University of Iowa  
**Constantin Ogloblin**, Georgia Southern University  
**Edward Price**, Oklahoma State University  
**Mark Rush**, University of Florida  
**James K. Self**, University of Indiana, Bloomington  
**Rebecca Stein**, University of Pennsylvania  
**Michael Stroup**, Stephen F. Austin State University  
**Della Lee Sue**, Marist College  
**Nora Underwood**, University of Central Florida  
**Laura A. Wolff**, Southern Illinois University, Edwardsville

*This page is intentionally left blank*



## PART ONE INTRODUCTION

# 1

## WHAT IS ECONOMICS?

**After studying this chapter, you will be able to:**

- ◆ Define economics and distinguish between microeconomics and macroeconomics
- ◆ Explain the two big questions of economics
- ◆ Explain the key ideas that define the economic way of thinking
- ◆ Explain how economists go about their work as social scientists and policy advisers
- ◆ Describe the jobs available to a graduate with a major in economics


**Is economics about money:** How people make it and spend it? Is it about business, government, and jobs? Is it about why some people and some nations are rich and others poor?

Economics is about all these things. But its core is the study of *choices* and their *consequences*.

Your life will be shaped by the choices that you make and the challenges that you face. To face those challenges and seize the opportunities they present, you must understand the powerful forces at play. The economics that you're about to learn will become your most reliable guide. This chapter gets you started by describing the questions that economists try to answer and looking at how economists think as they search for the answers.

## Definition of Economics

A fundamental fact dominates our lives: We want more than we can get. Our inability to get everything we want is called **scarcity**. Scarcity is universal. It confronts all living things. Even parrots face scarcity!



Not only do I want a cracker—we all want a cracker!

© The New Yorker Collection 1985  
Frank Modell from cartoonbank.com. All Rights Reserved.

Think about the things that *you* want and the scarcity that *you* face. You want to go to a good school, college, or university. You want to live in a well-equipped, spacious, and comfortable home. You want the latest smartphone and the fastest Internet connection for your laptop or tablet. You want some sports and recreational gear—perhaps some new running shoes, or a new bike. You want much more time than is available to go to class, do your homework, play sports and games, read novels, go to the movies, listen to music, travel, and hang out with your friends. And you want to live a long and healthy life.

What you can afford to buy is limited by your income and by the prices you must pay. And your time is limited by the fact that your day has 24 hours.

You want some other things that only governments provide. You want to live in a safe neighborhood in a peaceful and secure world, and enjoy the benefits of clean air, lakes, rivers, and oceans.

What governments can afford is limited by the taxes they collect. Taxes lower people's incomes and compete with the other things they want to buy.

What *everyone* can get—what *society* can get—is limited by the productive resources available. These resources are the gifts of nature, human labor and ingenuity, and all the previously produced tools and equipment.

Because we can't get everything we want, we must make *choices*. You can't afford *both* a laptop *and* an iPhone, so you must *choose* which one to buy. You can't spend tonight *both* studying for your next test *and* going to the movies, so again, you must *choose* which one to do. Governments can't spend a tax dollar on *both* national defense *and* environmental protection, so they must *choose* how to spend that dollar.

*Your* choices must somehow be made consistent with the choices of *others*. If you choose to buy a laptop, someone else must choose to sell it. Incentives reconcile choices. An **incentive** is a reward that encourages an action, or a penalty that discourages one. Prices act as incentives. If the price of a laptop is too high, more will be offered for sale than people want to buy. And if the price is too low, fewer will be offered for sale than people want to buy. But there is a price at which choices to buy and sell are consistent.

**Economics** is the social science that studies the *choices* that individuals, businesses, governments, and entire societies make as they cope with *scarcity* and the *incentives* that influence and reconcile those choices.

The subject has two parts:

- Microeconomics
- Macroeconomics

**Microeconomics** is the study of the choices that individuals and businesses make, the way these choices interact in markets, and the influence of governments. Some examples of microeconomic questions are: Why are people downloading more movies? How would a tax on e-commerce affect eBay?

**Macroeconomics** is the study of the performance of the national economy and the global economy. Some examples of macroeconomic questions are: Why does the U.S. unemployment rate fluctuate? Can the Federal Reserve make the unemployment rate fall by keeping interest rates low?

## REVIEW QUIZ

- 1 List some examples of the scarcity that you face.
- 2 Find examples of scarcity in today's headlines.
- 3 Find an example of the distinction between microeconomics and macroeconomics in today's headlines.

Work these questions in Study Plan 1.1 and get instant feedback.

MyLab Economics

## Two Big Economic Questions

Two big questions summarize the scope of economics:

- How do choices end up determining *what, how,* and *for whom* goods and services are produced?
- Do choices made in the pursuit of *self-interest* also promote the *social interest*?

### What, How, and For Whom?

**Goods and services** are the objects that people value and produce to satisfy wants. *Goods* are physical objects such as smartphones and automobiles. *Services* are tasks performed for people such as wireless service and auto-repair service.

**What?** *What* we produce varies across countries and changes over time. In the United States today, agriculture accounts for 1 percent of total production, manufactured goods for 19 percent, and services (retail and wholesale trade, healthcare, and education are the biggest ones) for 80 percent. In contrast, in low-income Ethiopia, agriculture accounts for 36 percent of total production, manufactured goods for 17 percent, and services for 47 percent.

Figure 1.1 shows these numbers and also the percentages for China, which fall between those for the United States and Ethiopia.

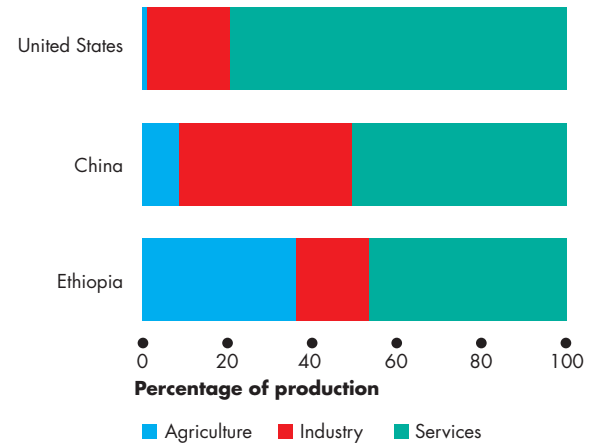
What determines these patterns of production? How do choices end up determining the quantities of smartphones, automobiles, wireless service, auto-repair service, and the millions of other items that are produced in the United States and around the world?

**How?** *How* we produce is described by the technologies and resources that we use. The resources used to produce goods and services are called **factors of production**, which are grouped into four categories:

- Land
- Labor
- Capital
- Entrepreneurship

**Land** The “gifts of nature” that we use to produce goods and services are called **land**. In economics, *land* is what in everyday language we call *natural resources*. It includes land in the everyday sense

**FIGURE 1.1** What Three Countries Produce



Agriculture and manufacturing are small percentages of production in rich countries such as the United States and large percentages of production in poor countries such as Ethiopia. Most of what is produced in the United States is services.

Source of data: CIA Factbook 2017, Central Intelligence Agency.

### MyLab Economics Animation

together with minerals, oil, gas, coal, water, air, forests, and fish.

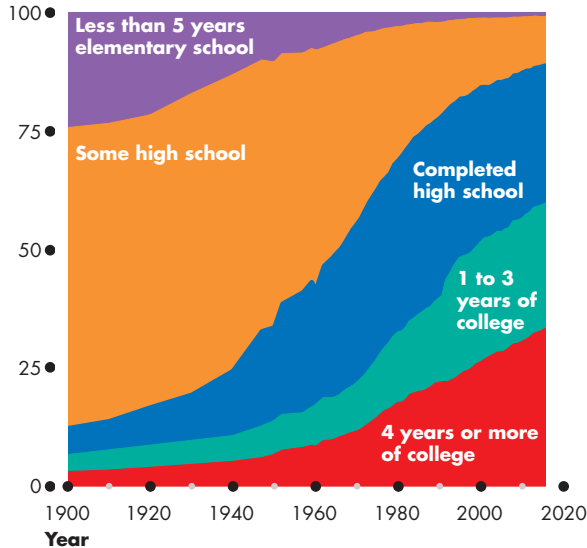
Our land surface and water resources are renewable and some of our mineral resources can be recycled. But the resources that we use to create energy are nonrenewable—they can be used only once.

**Labor** The work time and work effort that people devote to producing goods and services is called **labor**. Labor includes the physical and mental efforts of all the people who work on farms and construction sites and in factories, shops, and offices.

The *quality* of labor depends on **human capital**, which is the knowledge and skill that people obtain from education, on-the-job training, and work experience. You are building your own human capital right now as you work on your economics course, and your human capital will continue to grow as you gain work experience.

Human capital expands over time. Today, 88 percent of the adult population of the United States have completed high school and 33 percent have a college or university degree. Figure 1.2 shows these measures of human capital in the United States and its growth since 1900.



**FIGURE 1.2** A Measure of Human Capital

In 2016, 33 percent of the population aged 25 and older had 4 years or more of college, up from 2 percent in 1900. A further 55 percent had completed high school, up from 12 percent in 1900.

Source of data: U.S. Census Bureau, 2017.

### MyLab Economics Animation

**Capital** The tools, instruments, machines, buildings, and other constructions that businesses use to produce goods and services are called **capital**.

In everyday language, we talk about money, stocks, and bonds as being “capital.” These items are *financial capital*. Financial capital plays an important role in enabling businesses to borrow the funds that they use to buy physical capital. But financial capital is not used to produce goods and services and it is not a factor of production.

**Entrepreneurship** The human resource that organizes labor, land, and capital is called **entrepreneurship**. Entrepreneurs are the drivers of economic progress. They develop new ideas about what and how to produce, make business decisions, and bear the risks that arise from these decisions.

What determines how the factors of production are used to produce each good and service?

**For Whom?** *Who* consumes the goods and services that are produced depends on the incomes that people earn. People with large incomes can buy a wide

range of goods and services. People with small incomes have fewer options and can afford a smaller range of goods and services.

People earn their incomes by selling the services of the factors of production they own:

- Land earns **rent**.
- Labor earns **wages**.
- Capital earns **interest**.
- Entrepreneurship earns **profit**.

Which factor of production earns the most income? The answer is labor. In 2016, wages were 54 percent of total income and the incomes from land, capital, and entrepreneurship totaled 46 percent. Labor’s share has fallen slightly over the past 20 years.

Knowing how income is shared among the factors of production doesn’t tell us how it is shared among individuals. And the distribution of income among individuals is extremely unequal. You know of some people who earn very large incomes: Cam Newton earned \$53 million in 2016; and Clayton Kershaw has a \$215 million 7-year deal with the LA Dodgers.

You know of even more people who earn very small incomes. Servers at McDonald’s average around \$7.25 an hour; checkout clerks, cleaners, and textile and leather workers all earn less than \$10 an hour.

You probably know about other persistent differences in the incomes people earn. Men, on average, earn more than women; whites earn more than minorities; college graduates earn more than high-school graduates.

We can get a good sense of who consumes the goods and services produced by looking at the percentages of total income earned by different groups of people. The 20 percent of people with the lowest incomes earn about 5 percent of total income, while the richest 20 percent earn close to 50 percent of total income. So on average, people in the richest 20 percent earn more than 10 times the incomes of those in the poorest 20 percent. There is even huge inequality within the richest 20 percent and the top 1 percent earns almost 15 percent of total income.

Why is the distribution of income so unequal?

Economics provides some answers to all these questions about *what, how, and for whom* goods and services are produced and much of the rest of this book will help you to understand those answers.

We’re now going to look at the second big question of economics: Do choices made in the pursuit of self-interest also promote the social interest?

## Do Choices Made in the Pursuit of Self-Interest also Promote the Social Interest?

Every day, you and 325 million other Americans, along with 7.4 billion people in the rest of the world, make economic choices that result in *what, how, and for whom* goods and services are produced. These choices are made by people who are pursuing their self-interest.

**Self-Interest** You make a choice in your **self-interest** if you think that choice is the best one available for you. All the choices that people make about how to use their time and other resources are made in the pursuit of self-interest. When you allocate your time or your budget, you do what makes the most sense to you. You might think about how your choices affect other people and take into account how you feel about that, but it is how *you* feel that influences your choice. You order a home-delivery pizza because you're hungry, not because the delivery person needs a job. And when the pizza delivery person shows up at your door, he's not doing you a favor. He's pursuing *his* self-interest and hoping for a tip and another call next week.

The big question is: Is it possible that all the choices that each one of us makes in the pursuit of self-interest could end up achieving an outcome that is best for everyone?

**Social Interest** An outcome is in the **social interest** if it is best for society as a whole. It is easy to see how you decide what is in *your* self-interest. But how do we decide if something is in the social interest? To help you answer this question, imagine a scene like that in *Economics in the News* on p. 6.

Ted, an entrepreneur, creates a new business. He hires a thousand workers and pays them \$20 an hour, \$1 an hour more than they earned in their old jobs. Ted's business is extremely profitable and his own earnings increase by \$1 million per week.

You can see that Ted's decision to create the business is in his self-interest—he gains \$1 million a week. You can also see that for Ted's employees, their decisions to work for Ted are in their self-interest—they gain \$1 an hour (say \$40 a week). And the decisions of Ted's customers must be in their self-interest, otherwise they wouldn't buy from him. But is this outcome in the social interest?

The economist's answer is "Yes." It is in the social interest because it makes everyone better off. There are no losers.

**Efficiency and the Social Interest** Economists use the everyday word "efficient" to describe a situation that can't be improved upon. Resource use is **efficient** if it is *not* possible to make someone better off without making someone else worse off. If it *is* possible to make someone better off without making anyone worse off, society can be made better off and the situation is not efficient.

In the Ted story everyone is better off, so it improves efficiency and the outcome is in the social interest. But notice that it would also have been efficient if the workers and customers had gained nothing and Ted had gained even more than \$1 million a week. But would that efficient outcome be in the social interest?

Many people have trouble seeing the outcome in which Ted is the only winner as being in the social interest. They say that the social interest requires Ted to share some of his gain either with his workers in higher wages or with his customers in lower prices, or with both groups.

**Fair Shares and the Social Interest** The idea that the social interest requires "fair shares" is a deeply held one. Think about what you regard as a fair share. To help you, imagine the following game.

I put \$100 on the table and tell someone you don't know and who doesn't know you to *propose* a share of the money between the two of you. If you *accept* the proposed share, you each get the agreed upon shares. If you don't accept the proposed share, you both get nothing.

It would be efficient—you would both be better off—if the proposer offered to take \$99 and leave you with \$1 and you accepted that offer.

But would you accept the \$1? If you are like most people, the idea that the other person gets 99 times as much as you is just too much to stomach. "No way," you say and the \$100 disappears. That outcome is inefficient. You have both given up something.

When the game I've just described is played in a classroom experiment, about half of the players reject offers of below \$30.

So fair shares matter. But what is *fair*? There isn't a crisp definition of fairness to match that of efficiency. Reasonable people have a variety of views about it. Almost everyone agrees that too much inequality is unfair. But how much is too much? And inequality of what: income, wealth, or the *opportunity* to work, earn an income, and accumulate wealth?

You will examine efficiency again in Chapter 2 and efficiency and fairness in Chapter 5.

Questions about the social interest are hard ones to answer and they generate discussion, debate, and disagreement. Four issues in today's world put some flesh on these questions. The issues are:

- Globalization
- Information-age monopolies
- Climate change
- Financial instability

**Globalization** The term *globalization* means the expansion of international trade, borrowing and lending, and investment.

When Nike produces sports shoes, people in Malaysia get work; and when China Airlines buys new airplanes, Americans who work at Boeing in Seattle build them. While globalization brings expanded production and job opportunities for some workers, it destroys many American jobs. Workers across the manufacturing industries must learn new skills, take service jobs, which often pay less, or retire earlier than previously planned.

Globalization is in the self-interest of those consumers who buy low-cost goods and services produced in other countries; and it is in the self-interest of the

multinational firms that produce in low-cost regions and sell in high-price regions. But is globalization in the self-interest of the low-wage worker in Malaysia who sews your new running shoes and the displaced shoemaker in Atlanta? Is it in the social interest?



## ECONOMICS IN THE NEWS

### The Invisible Hand

#### From Brewer to Bio-Tech Entrepreneur

Kiran Mazumdar-Shaw trained to become a master brewer and learned about enzymes, the stuff from which bio-pharmaceuticals are made. Discovering it was impossible for a woman in India to become a master brewer, the 25-year-old Kiran decided to create a bio-pharmaceutical business.

Kiran's firm, Biocon, employed uneducated workers who loved their jobs and the living conditions made possible by their high wages. But when a labor union entered the scene and unionized the workers, a furious Kiran fired the workers, automated their jobs, and hired a smaller number of educated workers. Biocon continued to grow and today, Kiran's wealth exceeds \$1 billion.

Kiran has become wealthy by developing and producing bio-pharmaceuticals that improve people's lives. But Kiran is sharing her wealth in creative ways. She has opened a cancer treatment center to help thousands of patients who are too poor to pay and created a health insurance scheme.

Source: Ariel Levy, "Drug Test,"  
*The New Yorker*, January 2, 2012

#### THE QUESTIONS

- Whose decisions in the story were taken in self-interest?
- Whose decisions turned out to be in the social interest?
- Did any of the decisions harm the social interest?

#### THE ANSWERS

- All the decisions—Kiran's, the workers', the union's, and the firm's customers'—are taken in the pursuit of self-interest.
- Kiran's decisions serve the social interest: She creates jobs that benefit her workers and products that benefit her customers. And her charitable work brings yet further social benefits.
- The labor union's decision might have harmed the social interest because it destroyed the jobs of uneducated workers.



Kiran Mazumdar-Shaw,  
founder and CEO of Biocon

**Information-Age Monopolies** The technological change of the past forty years has been called the *Information Revolution*. Bill Gates, a co-founder of Microsoft, held a privileged position in this revolution. For many years, Windows was the only available operating system for the PC. The PC and Mac competed, but the PC had a huge market share.

An absence of competition gave Microsoft the power to sell Windows at prices far above the cost of production. With lower prices, many more people would have been able to afford and buy a computer.

The information revolution has clearly served your self-interest: It has provided your smartphone, laptop, loads of handy applications, and the Internet. It has also served the self-interest of Bill Gates who has seen his wealth soar.

But did the information revolution best serve the social interest? Did Microsoft produce the best possible Windows operating system and sell it at a price that was in the social interest? Or was the quality too low and the price too high?



**Climate Change** Burning fossil fuels to generate electricity and to power airplanes, automobiles, and trucks pours a staggering 28 billion tons—4 tons per person—of carbon dioxide into the atmosphere each year. These carbon emissions, two thirds of which come from the United States, China, the European Union, Russia, and India, bring global warming and climate change.

Every day, when you make self-interested choices to use electricity and gasoline, you leave your carbon footprint. You can lessen this footprint by walking, riding a bike, taking a cold shower, or planting a tree.

But can each one of us be relied upon to make decisions that affect the Earth's carbon-dioxide concentration in the social interest? Must governments change the incentives we face so that our self-interested choices are also in the social interest? How can governments change incentives? How can we

encourage the use of wind and solar power to replace the burning of fossil fuels that brings climate change?



**Financial Instability** In 2008, banks were in trouble. They had made loans that borrowers couldn't repay and they were holding securities the values of which had crashed.

Banks' choices to take deposits and make loans are made in self-interest, but does this lending and borrowing serve the social interest? Do banks lend too much in the pursuit of profit?

When banks got into trouble in 2008, the Federal Reserve (the Fed) bailed them out with big loans backed by taxpayer dollars. Did the Fed's bailout of troubled banks serve the social interest? Or might the Fed's rescue action encourage banks to repeat their dangerous lending in the future?

We've looked at four topics and asked many questions that illustrate the potential conflict between the pursuit of self-interest and the social interest. We've asked questions but not answered them because we've not yet explained the economic principles needed to do so. We will answer these questions in future chapters.

## REVIEW QUIZ

- 1 Describe the broad facts about *what, how,* and *for whom* goods and services are produced.
- 2 Use headlines from the recent news to illustrate the potential for conflict between self-interest and the social interest.

Work these questions in Study Plan 1.2 and get instant feedback.

## AT ISSUE

### The Protest Against Market Capitalism

**Market capitalism** is an economic system in which individuals own land and capital and are free to buy and sell land, capital, and goods and services in markets. Markets for goods and services, along with markets for land and capital, coordinate billions of self-interested choices, which determine what, how, and for whom goods and services are produced. A few people earn enormous incomes, many times the average income. There is no supreme planner guiding the use of scarce resources and the outcome is unintended and unforeseeable.

**Centrally planned socialism** is an economic system in which the government owns all the land and capital, directs workers to jobs, and decides what, how, and for whom to produce. The Soviet Union, several Eastern European countries, and China have used this system in the past but have now abandoned it. Only Cuba and North Korea use this system today. A few bureaucrats in positions of great power receive huge incomes, many times that of an average person.

Our economy today is a **mixed economy**, which is market capitalism with government regulation.

#### The Protest

The protest against market capitalism takes many forms. Historically, **Karl Marx** and other communist and socialist thinkers wanted to replace it with *socialism* and *central planning*. Today, thousands of people who feel let down by the economic system want less market capitalism and more government regulation. The **Occupy Wall Street** movement, with its focus on the large incomes of the top 1 percent, is a visible example of today's protest. Protesters say:

- Big corporations (especially big banks) have too much power and influence on governments.
- Democratically elected governments can do a better job of allocating resources and distributing income than uncoordinated markets.
- More regulation in the social interest is needed—to serve “human need, not corporate greed.”
- In a market, for every winner, there is a loser.
- Big corporations are the winners. Workers and unemployed people are the losers.



An Occupy Wall Street protester

#### The Economist's Response


Economists agree that market capitalism isn't perfect. But they argue that it is the best system available and while some government intervention and regulation can help, government attempts to serve the social interest often end up harming it.

**Adam Smith** (see p. 57), who gave the first systematic account of how market capitalism works, says:

- The self-interest of big corporations is *maximum profit*.
- But an *invisible hand* leads production decisions made in pursuit of self-interest to *unintentionally* promote the social interest.
- Politicians are ill-equipped to regulate corporations or to intervene in markets, and those who think they can improve on the market outcome are most likely wrong.
- In a market, buyers get what they want for less than they would be willing to pay and sellers earn a profit. Both buyers and sellers gain. A market transaction is a “win-win” event.

“It is not from the benevolence of the butcher, the brewer, or the baker that we expect our dinner, but from their regard to their own interest.”

*The Wealth of Nations*,  
1776



Adam Smith

## The Economic Way of Thinking

The questions that economics tries to answer tell us about the *scope of economics*, but they don't tell us how economists *think* and go about seeking answers to these questions. You're now going to see how economists go about their work.

We're going to look at six key ideas that define the *economic way of thinking*. These ideas are

- A choice is a *tradeoff*.
- People make *rational choices* by comparing *benefits* and *costs*.
- *Benefit* is what you gain from something.
- *Cost* is what you *must give up* to get something.
- Most choices are “*how-much*” choices made at the *margin*.
- Choices respond to *incentives*.

### A Choice Is a Tradeoff

Because we face scarcity, we must make choices. And when we make a choice, we select from the available alternatives. For example, you can spend Saturday night studying for your next economics test or having fun with your friends, but you can't do both of these activities at the same time. You must choose how much time to devote to each. Whatever choice you make, you could have chosen something else.

You can think about your choices as tradeoffs. A **tradeoff** is an exchange—giving up one thing to get something else. When you choose how to spend your Saturday night, you face a tradeoff between studying and hanging out with your friends.

### Making a Rational Choice

Economists view the choices that people make as rational. A **rational choice** is one that compares costs and benefits and achieves the greatest benefit over cost for the person making the choice.

Only the wants of the person making a choice are relevant to determine its rationality. For example, you might like your coffee black and strong but your friend prefers his milky and sweet. So it is rational for you to choose espresso and for your friend to choose cappuccino.

The idea of rational choice provides an answer to the first question: *What* goods and services will be

produced and in what quantities? The answer is those that people rationally choose to buy!

But how do people choose rationally? Why do more people choose an iPad rather than a Microsoft Surface? Why has the U.S. government chosen to build an interstate highway system and not an interstate high-speed railroad system? The answers turn on comparing benefits and costs.

### Benefit: What You Gain

The **benefit** of something is the gain or pleasure that it brings and is determined by **preferences**—by what a person likes and dislikes and the intensity of those feelings. If you get a huge kick out of “League of Legends,” that video game brings you a large benefit. If you have little interest in listening to Yo-Yo Ma playing a Vivaldi cello concerto, that activity brings you a small benefit.

Some benefits are large and easy to identify, such as the benefit that you get from being in school. A big piece of that benefit is the goods and services that you will be able to enjoy with the boost to your earning power when you graduate. Some benefits are small, such as the benefit you get from a slice of pizza.

Economists measure benefit as the most that a person is *willing to give up* to get something. You are willing to give up a lot to be in school. But you would give up only an iTunes download for a slice of pizza.

### Cost: What You Must Give Up

The **opportunity cost** of something is the highest-valued alternative that must be given up to get it.

To make the idea of opportunity cost concrete, think about *your* opportunity cost of being in school. It has two components: the things you can't afford to buy and the things you can't do with your time.

Start with the things you can't afford to buy. You've spent all your income on tuition, residence fees, books, and a laptop. If you weren't in school, you would have spent this money on tickets to ball games and movies and all the other things that you enjoy. But that's only the start of your opportunity cost. You've also given up the opportunity to get a job. Suppose that the best job you could get if you weren't in school is working at Citibank as a teller earning \$25,000 a year. Another part of your opportunity cost of being in school is all the things that you could buy with the extra \$25,000 you would have.